

Transport through a quantum dot coupled to two Majorana bound states

Qi-Bo Zeng¹, Shu Chen^{2,3}, L. You^{1,3}, Rong Lü^{1,3,†}

¹*Department of Physics and State Key Laboratory of Low-Dimensional Quantum Physics, Tsinghua University, Beijing 100084, China*

²*Beijing National Laboratory for Condensed Matter Physics, Institute of Physics, Chinese Academy of Sciences, Beijing 100190, China*

³*Collaborative Innovation Center of Quantum Matter, Beijing 100084, China*
Corresponding author. E-mail: [†]rlu@mail.tsinghua.edu.cn

Received May 17, 2016; accepted July 26, 2016

We investigate electron transport inside a ring system composed of a quantum dot (QD) coupled to two Majorana bound states confined at the ends of a one-dimensional topological superconductor nanowire. By tuning the magnetic flux threading through the ring, the model system we consider can be switched into states with or without zero-energy modes when the nanowire is in its topological phase. We find that the Fano profile in the conductance spectrum due to the interference between bound and continuum states exhibits markedly different features for these two different situations, which consequently can be used to detect the Majorana zero-energy mode. Most interestingly, as a periodic function of magnetic flux, the conductance shows 2π periodicity when the two Majorana bound states are nonoverlapping (as in an infinitely long nanowire) but displays 4π periodicity when the overlapping becomes nonzero (as in a finite length nanowire). We map the model system into a QD–Kitaev ring in the Majorana fermion representation and affirm these different characteristics by checking the energy spectrum.

Keywords quantum dot, Majorana bound states, Fano profile, QD–Kitaev ring, topologically trivial and nontrivial

PACS numbers 73.21.-b, 74.78.Na, 73.63.-b, 03.67.Lx

1 Introduction

Because of the growing interest in both fundamental physics and their potential applications in topological quantum computation, Majorana fermions or Majorana bound states (MBSs) have attracted much attention in recent years (for recent reviews, see Refs. [1–3]). After remaining elusive for about three quarters of a century, Majorana fermions, which are their own antiparticles as originally discussed in the context of nuclear and particle physics, are beginning to reveal their presence in solid state systems as emergent excitations obeying non-Abelian statistics. Many theoretical proposals have presented a variety of realizations for Majorana fermions, including systems of one-dimensional (1D) p-wave superconductors or two-dimensional (2D) $p + ip$ superconduc-

tors using topological insulators or conventional semiconductors [4–9], ultracold atoms [10–13], superfluid He-3 [14–16], and chains of magnetic atoms on superconducting substrates [17–20], etc. MBSs are predicted to exist at the ends of a semiconductor nanowire with strong spin-orbit coupling (SOC) (for example in InAs or InSb), external Zeeman field, and superconductivity induced by contacting with an s-wave superconductor [8, 21]. A variety of detection schemes are experimentally implemented for their detection and plausible signatures of MBSs, such as the conductance peak at zero bias [22–25] and the fractional Josephson effect [26–28], have been reported, yet, the “smoking gun” evidence for MBSs remains out of reach.

Model systems based on hybrid structures are explored intensively as well for the existence of Majorana fermions or MBSs, of which a very appealing type involves a quantum dot (QD) coupled to MBSs. These hybrid systems

*arXiv: 1510.06558.

facilitate the study and the understanding of MBSs from their coupling to other systems. Extensive efforts are directed at probing their transport properties such as conductance spectrum, quantum interference, and current noise for many different QD–MBS(s) configurations [29–36], whose characteristic features are often used to implicate the existence of MBS. Ref. [37] reports the non-Abelian operations on Majorana fermions using Coulomb blockaded QDs. Recently, a ring system consisting of a topological superconductor nanowire and normal metallic lead has been proposed to probe the quantum non-locality of Majorana fermions [38]. The conductance of this ring system shows a 4π -period as a function of the threaded magnetic flux. Ref. [39] predicts the conductance of a QD–MBS system reduces to $e^2/(2h)$ in the topologically nontrivial state, compared to e^2/h in the trivial state. An MBS–QD–MBS system is also investigated in [39]. However, the Fano effect and the change in periodicity in the conductance profile are not discussed, which will be covered and explained in detail in this paper.

In this work, we investigate electronic transport properties inside an analogous ring system composed of a QD coupled to two MBSs located at the ends of a 1D topological superconductor nanowire (TSNW). The ring geometry for our model system is shown in Fig. 1, whose conductance through the QD is obtained with the help of the nonequilibrium Green’s function method. We find that it shows 2π periodicity when the wave function overlap between the two MBSs is zero (as for a nanowire with infinite length). For a nanowire with finite length where the MBSs display a nonzero overlap, the periodicity becomes 4π . The model system we consider is found to have zero-energy modes in the topologically nontrivial

phase only when the threading magnetic flux takes on the values of $\phi = \Phi/\Phi_0 = (2n + 1)\pi$. Otherwise, there are no zero modes in this system. Owing to quantum interference between bound and continuum states, the conductance spectrum for electrons transporting through the system displays two Fano resonance peaks, which are symmetrically placed with respect to the $eV = 0.0$ line when $\phi = (2n + 1)\pi$. When ϕ takes other values, the corresponding Fano lineshape becomes asymmetrical. We discuss our model system from both the Dirac fermion representation as well as the Majorana fermion representation. A phenomenological explanation for the above-mentioned characteristics is provided by mapping the ring system into a QD–Kitaev ring system and with the different features verified by checking their corresponding energy spectrum.

This paper is organized as follows. In Section 2, the model Hamiltonian of a QD coupled to two MBSs is introduced and the conductance formula calculated by using nonequilibrium Green’s functions are presented. Numerically computed results for transport properties and discussions on the effects of the threaded magnetic flux are presented in Section 3. Finally, a brief summary is provided in Section 4.

2 Our model and the conductance formula

As shown in Fig. 1, the ring model we consider in this paper is composed of a QD coupled to two MBSs (γ_1 and γ_2) located at the ends of a 1D TSNW. Through the two metal leads connected to the QD, we can detect transport properties of the system, whose conductance spectrum can be tuned by changing the threading magnetic flux. The Hamiltonian takes the following form

$$H = H_{\text{Leads}} + H_{\text{QD}} + H_{\text{MBS}} + H_{\text{DM}} + H_T, \quad (1)$$

where H_{Leads} in Eq. (1) represents the noninteracting electron gas in the left (L) and right (R) leads,

$$H_{\text{Leads}} = \sum_{k,\alpha=L,R} \epsilon_{k\alpha} c_{k\alpha}^\dagger c_{k\alpha}, \quad (2)$$

where $c_{k\alpha}^\dagger$ and $c_{k\alpha}$ are the creation and annihilation operators with energy $\epsilon_{k\alpha}$ for the continuum in lead α . H_{QD} in Eq. (1) is the Hamiltonian of the quantum dot,

$$H_{\text{QD}} = \epsilon_d d^\dagger d, \quad (3)$$

holding a single state at energy ϵ_d , with d^\dagger (d) being its creation (annihilation) operator. The one-level model is assumed for simplicity. It can be easily extended to realistic cases involving more levels when needed. The term in Eq. (1)

$$H_{\text{MBS}} = i\epsilon_M \gamma_1 \gamma_2, \quad (4)$$

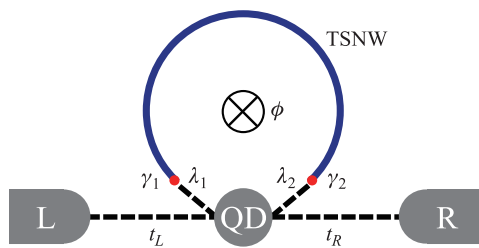


Fig. 1 Schematic setup of the QD–MBSs ring system discussed in this paper. There are two Majorana bound states γ_1 and γ_2 confined at the two ends of a 1D topological superconductor nanowire (TSNW). A QD is coupled to these two MBSs; thus, the QD and the nanowire constitute a ring. Here, $\lambda_1 = |\lambda_1|e^{i\phi/4}$, $\lambda_2 = |\lambda_1|e^{-i\phi/4}$, $|\lambda_1|$ and $|\lambda_2|$ are the coupling strength, while ϕ is the phase resulting from the magnetic flux threading through the ring. Two normal metallic leads L and R are attached to the QD with coupling strength t_L and t_R so that the transport properties through the system can be detected.

describes the coupling between the two MBSs γ_1 and γ_2 with their overlap parameterized by ϵ_M . H_{DM} denotes the linear coupling between the QD and the two MBSs according to

$$H_{DM} = (\lambda_1^* d^\dagger - \lambda_1 d) \gamma_1 + i(\lambda_2^* d^\dagger + \lambda_2 d) \gamma_2, \quad (5)$$

with the coupling parameters $\lambda_1 = |\lambda_1| e^{i\phi/4}$, $\lambda_2 = |\lambda_2| e^{-i\phi/4}$, where $|\lambda_1|$ and $|\lambda_2|$ denote the respective coupling strength, and $\phi = \Phi/\Phi_0$ with $\Phi_0 = h/(2e)$ is the phase factor resulting from the threading magnetic flux. The last term in Eq. (1)

$$H_T = \sum_{k\alpha} (t_\alpha c_{k\alpha}^\dagger d + h.c.), \quad (6)$$

represents the tunneling coupling between the QD and lead α with strength t_α .

The two MBSs γ_1 and γ_2 in Eq. (4) can be represented by their equivalent Dirac fermion operators according to $\gamma_1 = (f^\dagger + f)/\sqrt{2}$ and $\gamma_2 = i(f^\dagger - f)/\sqrt{2}$, which transforms the terms containing MBSs in the Hamiltonian Eq. (1)

$$H_{MBS} = \epsilon_M \left(f^\dagger f - \frac{1}{2} \right), \quad (7)$$

$$H_{DM} = \frac{1}{\sqrt{2}} (\lambda_1^* - \lambda_2^*) d^\dagger f^\dagger + \frac{1}{\sqrt{2}} (\lambda_1 - \lambda_2) f d + \frac{1}{\sqrt{2}} (\lambda_1^* + \lambda_2^*) d^\dagger f + \frac{1}{\sqrt{2}} (\lambda_1 + \lambda_2) f^\dagger d. \quad (8)$$

The current from the lead α ($\alpha = L$ or R) to the central QD system is then given by

$$I_\alpha = -e \langle \dot{N}_\alpha \rangle = \frac{ie}{\hbar} \langle [\sum_k c_{k\alpha}^\dagger c_{k\alpha}, H] \rangle = \frac{ie}{\hbar} \sum_k [t_\alpha \langle c_{k\alpha}^\dagger d \rangle - t_\alpha^* \langle d^\dagger c_{k\alpha} \rangle]. \quad (9)$$

On introducing the relevant Green functions, $G_{d,c_{k\alpha}^\dagger}^<(t,t') = i \langle c_{k\alpha}^\dagger(t') d(t) \rangle$ and $G_{c_{k\alpha},d^\dagger}^<(t,t') = i \langle d^\dagger(t') c_{k\alpha}(t) \rangle$, the above current becomes

$$I_\alpha = \frac{e}{\hbar} \sum_k [t_\alpha G_{d,c_{k\alpha}^\dagger}^<(t,t) - t_\alpha^* G_{c_{k\alpha},d^\dagger}^<(t,t)] = \frac{2e}{\hbar} \Re [t_\alpha \sum_k G_{d,c_{k\alpha}^\dagger}^<(t,t)] = \frac{2e}{\hbar} \Re \int d\omega t_\alpha \sum_k G_{d,c_{k\alpha}^\dagger}^<(\omega). \quad (10)$$

Employing the method of nonequilibrium Green's functions, the above equation reduces to

$$I_\alpha = \frac{-2e}{\hbar} \int d\omega \Gamma_\alpha \Im \left[\frac{1}{2} G_{d,d^\dagger}^<(\omega) + f(\omega - \mu_\alpha) G_{d,d^\dagger}^r(\omega) \right], \quad (11)$$

where $\Gamma_\alpha = 2\pi i v |t_\alpha|^2$ in the wide band approximation with v being the density of states in the leads. $\Re(\cdot)$ and $\Im(\cdot)$ respectively denote the real and imaginary parts of (\cdot) . $f(\omega - \mu_\alpha)$ is the Fermi-Dirac distribution with μ_α the chemical potential for lead α . In the steady state, the current formula can be further simplified to

$$I = \frac{-2e}{\hbar} \times \int d\omega [f(\omega - \mu_L) - f(\omega - \mu_R)] \frac{\Gamma_L \Gamma_R}{\Gamma_L + \Gamma_R} \Im [G_{d,d^\dagger}^r(\omega)],$$

from which, the zero-temperature conductance is found to be

$$G = \frac{-2e^2}{\hbar} \frac{\Gamma_L \Gamma_R}{\Gamma_L + \Gamma_R} \Im [G_{d,d^\dagger}^r(\omega)]|_{\omega=eV}, \quad (12)$$

where we have set $\mu_L = eV$ and $\mu_R = 0$. Thus the calculation of conductance requires the retarded dot Green function $G_{d,d^\dagger}^r(\omega)$, which after some mathematical derivations is found to take the following form

$$G_{d,d^\dagger}^r(\omega) = [\omega - \epsilon_d + \frac{i\Gamma}{2} - A(\omega) - B(\omega)]^{-1}, \quad (13)$$

where

$$A(\omega) = K (|\lambda_1|^2 + |\lambda_2|^2 + \frac{2\epsilon_M}{\omega} |\lambda_1| |\lambda_2| \cos \frac{\phi}{2}),$$

$$B(\omega) = \frac{K^2 (|\lambda_1|^4 + |\lambda_2|^4 - 2|\lambda_1|^2 |\lambda_2|^2 \cos \phi)}{\omega + \epsilon_d + \frac{i\Gamma}{2} - K (|\lambda_1|^2 + |\lambda_2|^2 - \frac{2\epsilon_M}{\omega} |\lambda_1| |\lambda_2| \cos \frac{\phi}{2})},$$

with K and Γ being defined as $K = \frac{\omega}{\omega^2 - \epsilon_M^2}$ and $\Gamma = \Gamma_L + \Gamma_R$.

Even without carrying out direct numerical computation, the above formula [Eqs. (12) and (13)] already show that conductance is a periodic function of magnetic flux ϕ with 2π period when the overlap of the two MBSs is zero, i.e., when $\epsilon_M = 0$. The period changes to 4π when ϵ_M is nonzero. In the next section, we will present the detailed numerical results for the transport properties of our model system containing a QD coupled to MBSs.

3 Numerical results and discussion

For simplicity, throughout this paper, we set $\epsilon_d = 0$ and assume that the QD is symmetrically coupled to the two MBSs, i.e., with $|\lambda_1| = |\lambda_2|$. Figure 2 shows the conductance as a function of bias voltage eV . The dot-lead couplings is set to be symmetric $\Gamma_L = \Gamma_R$, and we take $\Gamma = \Gamma_L + \Gamma_R$ as the energy unit. The QD-MBSs couplings are set to be small $\lambda_1 = \lambda_2 = 0.1\Gamma$ and $\epsilon_M = 0.5\Gamma$ for the overlap coupling between the two MBSs. When the magnetic flux changes, conductance changes accordingly in a periodic fashion with the period being 4π . The

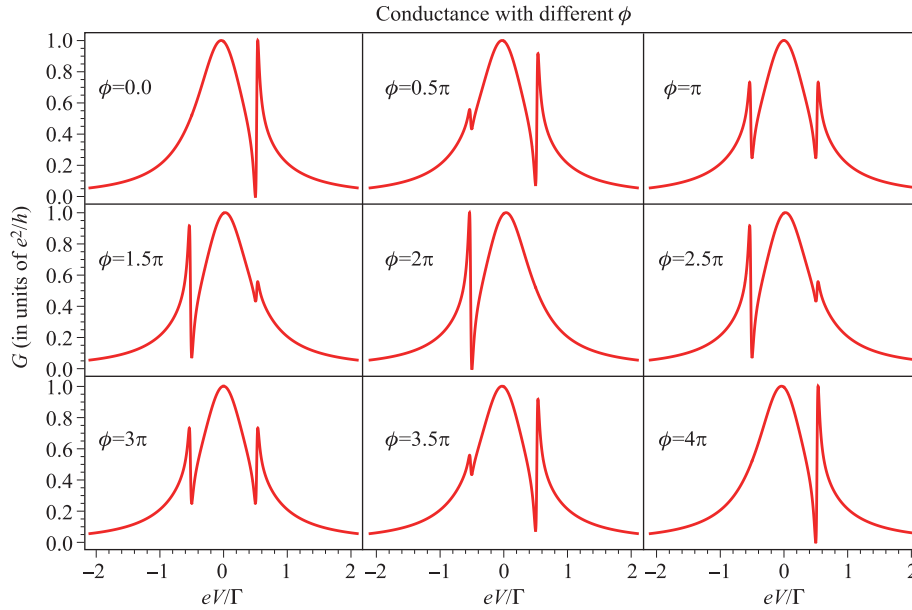


Fig. 2 Conductance (in units of e^2/h) as a function of bias voltage eV with different magnetic flux phase ϕ when $\epsilon_M = 0.5\Gamma$. Other parameters: $|\lambda_1| = |\lambda_2| = 0.1\Gamma$.

asymmetric Fano lineshape is clearly seen. More specifically, at $\phi = 0.0, 2\pi$, and 4π , only one Fano resonance shows up at around $eV = \epsilon_M$ or $-\epsilon_M$, and the minimum conductance is suppressed to be zero. For other values of ϕ , however, two Fano resonances appear at around $eV = \pm\epsilon_M$ in the conductance spectra, and the minima do not fall all the way to zero. At odd integer multiples of the threaded magnetic flux $\phi = (2n + 1)\pi$, the two Fano resonances assume the same lineshape and are symmetrical about the $eV = 0.0$ line. On the other hand, from the figure we can see that tuning the magnetic flux also leads to the swapping of the two resonance peaks.

The Fano resonances originate from the interference between electrons traversing in different paths when they travel from the left lead to the right lead. As the QD is strongly coupled to the leads, the phases of those electrons through the QD without going into the nanowire will not have distinct changes. However, those going into the nanowire will experience a swift phase changing (almost a π phase changing). Thus the electrons through different paths will interfere with each other from destructively to constructively or vice versa over a small range of the parameter, which results in the asymmetric Fano lineshapes.

It is predicted [39] when the nanowire is in topological phase, the conductance will fall to $e^2/(2h)$ at $eV = 0.0$ if $\epsilon_M = 0.0$ (namely when the two MBSs do not overlap). The results from our model are presented in Fig. 3. It is interesting to note that at $\phi = \pi$ and $\phi = 3\pi$, conductance reduces to $e^2/(2h)$ at $eV = 0.0$ while for other values of ϕ , conductance is suppressed to zero at $eV = 0.0$. As ϵ_M becomes smaller and smaller, the two Fano res-

onances in Fig. 2 get closer and closer until they eventually merge into one resonance for $\epsilon_M = 0$ at zero bias voltage. Most notably, the periodicity of conductance as a function of ϕ is 2π , instead of 4π as shown in Fig. 2. In order to investigate the period change, we choose a specific value for eV , for example at $eV = 0.2\Gamma$, and study the period of conductance under different choices of ϵ_M , as shown in Fig. 4. The period remains 2π when the nanowire is infinitely long, namely, ϵ_M is zero. However, the period changes to 4π when ϵ_M deviates from zero for a nanowire with finite length.

In the following, by analyzing the Hamiltonian, we will discuss these different features of the system in detail from both the Dirac fermion representation and the Majorana fermion representation.

3.1 Dirac fermion representation

The MBSs γ_1 and γ_2 can be expressed in terms of the regular Dirac fermions operators $\gamma_1 = (f^\dagger + f)/\sqrt{2}$ and $\gamma_2 = i(f^\dagger - f)/\sqrt{2}$. If the QD is symmetrically coupled to the MBSs, our model system can be easily transformed into a double-QD model under certain circumstances as shown in Fig. 5.

(i) *Case $\phi = 2n \times 2\pi$.* When ϕ takes an even integer multiple of 2π , the term describing the coupling between the QD and MBSs H_{DM} can be simplified according to

$$H_{DM} = \sqrt{2}|\lambda_1|\cos(n\pi)d^\dagger f + \sqrt{2}|\lambda_1|\cos(n\pi)f^\dagger d, \quad (14)$$

in terms of the usual coupling between Dirac fermions. The complete Hamiltonian thus is the same as the Hamiltonian of a QD with energy level ϵ_d coupled to another

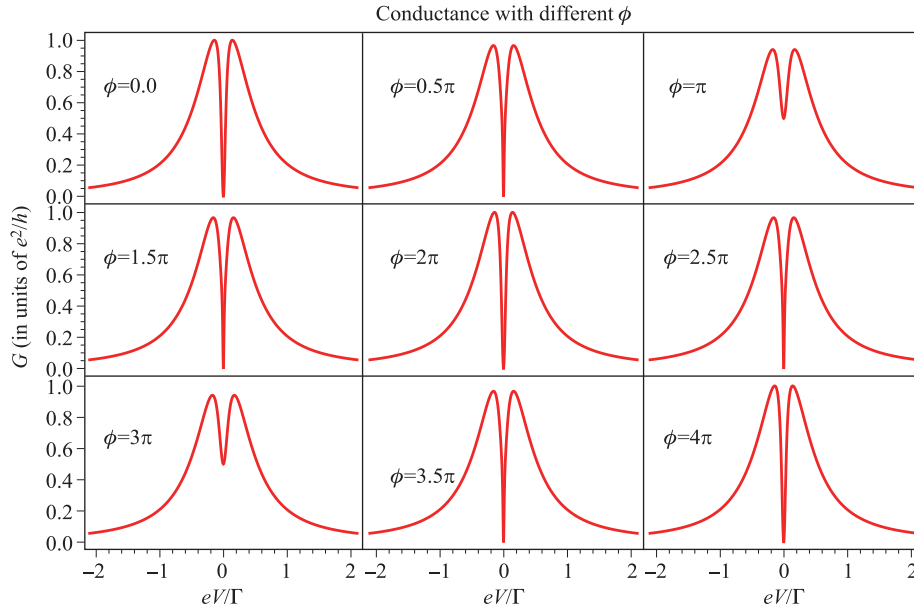


Fig. 3 Conductance (in units of e^2/h) as a function of bias voltage eV with different magnetic flux phase ϕ when $\epsilon_M = 0.0$. Other parameters: $|\lambda_1| = |\lambda_2| = 0.1\Gamma$.

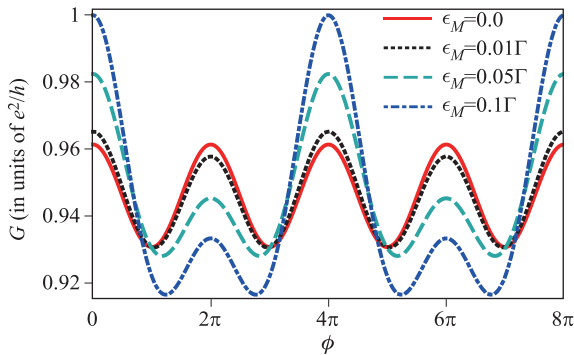


Fig. 4 Conductance (in units of e^2/h) at $eV = 0.2\Gamma$ as a function of the magnetic flux phase ϕ with different coupling strength between the two MBSs. When $\epsilon_M = 0.0$, the period of conductance is 2π ; while for non-zero ϵ_M , the period changes to 4π . Other parameters: $|\lambda_1| = |\lambda_2| = 0.1\Gamma$.

QD with energy level ϵ_M , as shown in Fig. 5(a). The coupling strength between these two QDs is $\sqrt{2}|\lambda_1| \cos[n\pi]$. Figure 5(a) shows clearly that the conductance profiles for these two models display the same behaviors when their respective parameters are the same.

(ii) *Case* $\phi = (2n + 1) \times 2\pi$. In this case, H_{DM} reduces to

$$H_{DM} = \sqrt{2}i|\lambda_1| \sin \left[\left(n + \frac{1}{2} \right) \pi \right] f d - \sqrt{2}i|\lambda_1| \sin \left[\left(n + \frac{1}{2} \right) \pi \right] d^\dagger f^\dagger, \quad (15)$$

where f^\dagger and f can be taken as the annihilation and

creation operators of the holes. We can make a transformation by setting $f^\dagger \rightarrow h$ and $f \rightarrow h^\dagger$, according to which H_{DM} becomes

$$H_{DM} = \sqrt{2}i|\lambda_1| \sin \left[\left(n + \frac{1}{2} \right) \pi \right] h^\dagger d - \sqrt{2}i|\lambda_1| \sin \left[\left(n + \frac{1}{2} \right) \pi \right] d^\dagger h. \quad (16)$$

The same transformation reduces the Hamiltonian MBSs $H_{MBS} = \epsilon_M(f^\dagger f - \frac{1}{2})$ to $-\epsilon_M(h^\dagger h - \frac{1}{2})$. Putting all these terms together, we observe that when $\phi = (2n + 1) \times 2\pi$, the system is equivalent to a model in which a QD with energy level ϵ_d is coupled to another QD with energy level $-\epsilon_M$, and their coupling strength is $\sqrt{2}i|\lambda_1| \sin[(n + 1/2)\pi]$ as shown in Fig. 5(b). The conductance profiles of both models show Fano resonances at around $\omega = -\epsilon_M$.

(iii) *Case* $\phi = (2n + 1)\pi$. When $\phi = (2n + 1)\pi$, we have

$$H_{DM} = \sqrt{2}i|\lambda_1| \sin \left[\frac{(2n + 1)\pi}{4} \right] f d - \sqrt{2}i|\lambda_1| \sin \left[\frac{(2n + 1)\pi}{4} \right] d^\dagger f^\dagger + \sqrt{2}|\lambda_1| \cos \left[\frac{(2n + 1)\pi}{4} \right] d^\dagger f + \sqrt{2}|\lambda_1| \cos \left[\frac{(2n + 1)\pi}{4} \right] f^\dagger d. \quad (17)$$

By introducing the same operators for the holes as in the transformation above for the case of $\phi = (2n + 1) \times 2\pi$,

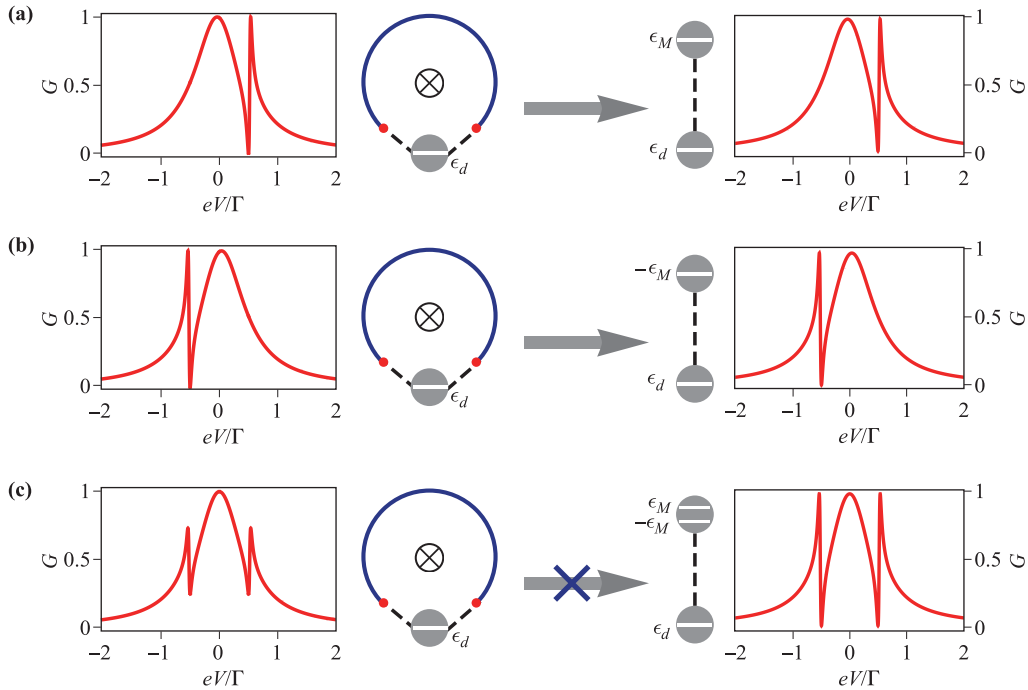


Fig. 5 (a, b) When ϕ takes an even integer multiple of 2π , the QD–MBSs ring system can be transformed equivalently to a QD–QD model. (c) When $\phi = (2n + 1)\pi$, the system cannot be transformed into a double-QD model. The parameters here are the same as in Fig. 2.

the Hamiltonian H_{DM} becomes

$$\begin{aligned}
 H_{DM} = & \sqrt{2}i|\lambda_1| \sin \left[\frac{(2n+1)\pi}{4} \right] h^\dagger d \\
 & - \sqrt{2}i|\lambda_1| \sin \left[\frac{(2n+1)\pi}{4} \right] d^\dagger h \\
 & + \sqrt{2}|\lambda_1| \cos \left[\frac{(2n+1)\pi}{4} \right] d^\dagger f \\
 & + \sqrt{2}|\lambda_1| \cos \left[\frac{(2n+1)\pi}{4} \right] f^\dagger d, \quad (18)
 \end{aligned}$$

and H_{MBS} reduces to $-\frac{1}{2}\epsilon_M h^\dagger h - \frac{1}{2}\epsilon_M + \frac{1}{2}\epsilon_M f^\dagger f + \frac{1}{2}\epsilon_M$ in this case, which resembles the system of a QD with two energy levels $\pm\epsilon_M$. The complete system thus is transformed into a model in which a QD with an energy level ϵ_d is coupled to another QD with two energy levels $\pm\epsilon_M$. However, these two models are inequivalent, as shown from the conductance profiles in Fig. 5(c). Although they show similar behaviors of two Fano resonances at around $\pm\epsilon_M$, the difference between these two models is significant. The conductance in the QD–MBSs system is not suppressed to zero at Fano resonance, while the conductance in the QD–QD system is suppressed to zero.

The reason for the differences between these two models originates from the special characteristics of the MBSs, which at the ends of the TSNW can be repre-

sented by $\gamma_1 = (f^\dagger + f)/\sqrt{2}$ and $\gamma_2 = i(f^\dagger - f)/\sqrt{2}$. The Majorana operators are self-adjoint, namely $\gamma_i^\dagger = \gamma_i$ ($i = 1, 2$) and thus they represent mixtures of particle and hole states. If we replace $d^\dagger f^\dagger$ by $d^\dagger h$, we will destroy the MBSs and render them into Dirac fermions. Thus, at $\phi = (2n+1)\pi$, the QD–MBSs ring system is inequivalent to a double-QD system. From the three typical cases considered above, we observe that when $\phi = 2n\pi$, there will be no Majorana zero energy modes. For $\phi = (2n+1)\pi$, on the other hand, zero energy modes will show up. The electronic transport properties show different behaviors for these two different situations, based on which one can distinguish the whether there are zero energy modes (or MBSs) in this system.

In addition, the mapping into the QD–QD model also allows for an explanation of the different period for conductance as a function of the threading magnetic flux ϕ . As shown above, when the overlap between the two MBSs changes from zero to finite values, the period of conductance changes from 2π to 4π . According to the QD–QD models, the two cases of $\phi = 2n \times 2\pi$ and $\phi = (2n+1) \times 2\pi$ cannot be mapped to the same QD–QD model when ϵ_M is nonzero as the energy level of the equivalent QD is ϵ_M for $\phi = 2n \times 2\pi$ but is $-\epsilon_M$ for $\phi = (2n+1) \times 2\pi$. Thus, the period of conductance is 4π . However, for the special case of $\epsilon_M = 0.0$, the above two limits are mapped onto the same QD–QD models

and the period of conductance becomes 2π .

3.2 Majorana fermion representation

Now we replace the superconductor nanowire by a Kitaev chain [40], which is composed of spinless fermions in a 1D lattice, as described below

$$H_K = \sum_j \left[-\mu \left(c_j^\dagger c_j - \frac{1}{2} \right) - t(c_j^\dagger c_{j+1} + h.c.) + \Delta(c_{j+1}^\dagger c_j^\dagger + h.c.) \right], \quad (19)$$

with t being the hopping amplitude between the lattice sites and Δ being the pairing amplitude. The Hamiltonian for the QD and the coupling between the QD and the Kitaev chain are

$$H_{QD} = \epsilon_d d^\dagger d, \quad (20)$$

$$H_{DK} = \lambda_1 c_1^\dagger d + \lambda_1^* d^\dagger c_1 + \lambda_2 c_N^\dagger d + \lambda_2^* d^\dagger c_N, \quad (21)$$

with c_1 and c_N the operators for the first and the last lattice site, respectively. Introducing Majorana operators $c_j = \frac{1}{\sqrt{2}}(\gamma_{j,1} + i\gamma_{j,2})$ and $d = \frac{1}{\sqrt{2}}(\eta_1 + i\eta_2)$, we can express the Hamiltonian as

$$H_K = i \sum_j \left[-\mu \gamma_{j,1} \gamma_{j,2} + (t + \Delta) \gamma_{j,2} \gamma_{j+1,1} + (-t + \Delta) \gamma_{j,1} \gamma_{j+1,2} \right], \quad (22)$$

$$H_{QD} = i\epsilon_d \eta_1 \eta_2 + \epsilon_d, \quad (23)$$

$$H_{DK} = -i|\lambda_1| \sin\left(\frac{\phi}{4}\right) \eta_1 \gamma_{1,1} + i|\lambda_1| \cos\left(\frac{\phi}{4}\right) \eta_1 \gamma_{1,2} - i|\lambda_1| \cos\left(\frac{\phi}{4}\right) \eta_2 \gamma_{1,1} - i|\lambda_1| \sin\left(\frac{\phi}{4}\right) \eta_2 \gamma_{1,2} + i|\lambda_2| \sin\left(\frac{\phi}{4}\right) \eta_1 \gamma_{N,1} + i|\lambda_2| \cos\left(\frac{\phi}{4}\right) \eta_1 \gamma_{N,2} - i|\lambda_2| \cos\left(\frac{\phi}{4}\right) \eta_2 \gamma_{N,1} + i|\lambda_2| \sin\left(\frac{\phi}{4}\right) \eta_2 \gamma_{N,2}. \quad (24)$$

The redundancy of ϵ_d in H_{QD} could be discarded. This allows for the analysis of the system with different threading magnetic flux from the Majorana fermion perspective. Figure 6(a) shows the schematic setup of the Kitaev chain. When the chain is in the topologically trivial phase, MBSs in the chain are all paired. If the chain is in the nontrivial phase, unpaired MBSs will appear at the ends of the chain, namely $\gamma_{1,1}$ and $\gamma_{N,2}$ or $\gamma_{1,2}$ and $\gamma_{N,1}$, would become unpaired. The complicated coupling between the QD and the Kitaev chain is shown in Fig. 6(b).

(i) *Case $\phi = 2n \times 2\pi$.* The Hamiltonian H_{DK} could

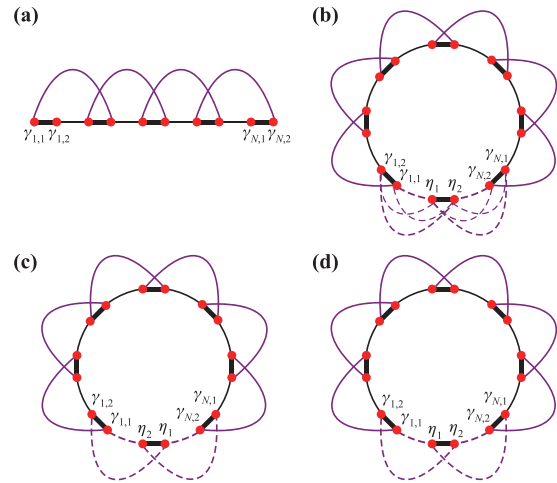


Fig. 6 (a) Schematic illustration of a Kitaev chain. The red dot represents the Majorana bound states, the heavy black line indicates the coupling between $\gamma_{j,1}$ and $\gamma_{j,2}$, the light black line describes the coupling between $\gamma_{j,2}$ and $\gamma_{j+1,1}$, and the solid purple line represents the coupling between $\gamma_{j,1}$ and $\gamma_{j+1,2}$; (b) The Kitaev chain and the MBSs η_1 and η_2 from the QD are coupled in a complicated way. The dashed purple line here shows the couplings between the MBSs from the QD and the MBSs from the chain; (c) When $\phi = 2n \times 2\pi$, the Kitaev chain and the MBSs from the QD can form a Kitaev ring with the same coupling pattern as in the chain; (d) When $\phi = (2n + 1) \times 2\pi$, the chain and the QD also form a Kitaev ring with the same coupling pattern in the chain.

be written as

$$H_{DK} = |\lambda_1| \cos(n\pi)(i\eta_1 \gamma_{1,2}) - |\lambda_1| \cos(n\pi)(i\eta_2 \gamma_{1,1}) + |\lambda_2| \cos(n\pi)(i\eta_1 \gamma_{N,2}) - |\lambda_2| \cos(n\pi)(i\eta_2 \gamma_{N,1}), \quad (25)$$

in this case. We see that when $\phi = 2n \times 2\pi$, the MBSs from the QD are coupled to the chain in the same pattern as the MBSs on the chain. Thus the QD and the Kitaev chain constitutes a Kitaev ring. If $\gamma_{1,1}$ and $\gamma_{N,2}$ at the ends of the chain are unpaired, then from Eq. (25), we observe that they could be paired with η_2 and η_1 from the QD, respectively. If $\gamma_{1,2}$ and $\gamma_{N,1}$ are unpaired, they will instead be paired with η_1 and η_2 , respectively. So the whole QD-Kitaev chain system will have no unpaired MBSs or zero-energy modes even though the nanowire is in topologically nontrivial state, as shown in Fig. 6(c).

(ii) *Case $\phi = (2n + 1) \times 2\pi$.* In this case, the Hamil-

tonian H_{DK} becomes

$$\begin{aligned}
 H_{DK} = & -|\lambda_1| \sin\left(n + \frac{1}{2}\right) \pi(i\eta_1\gamma_{1,1}) \\
 & -|\lambda_1| \sin\left(n + \frac{1}{2}\right) \pi(i\eta_2\gamma_{1,2}) \\
 & +|\lambda_2| \sin\left(n + \frac{1}{2}\right) \pi(i\eta_1\gamma_{N,1}) \\
 & +|\lambda_2| \sin\left(n + \frac{1}{2}\right) \pi(i\eta_2\gamma_{N,2}). \quad (26)
 \end{aligned}$$

Equation (26) shows the same coupling pattern as that of the MBSs on the chain; thus, the QD and the Kitaev chain also constitute a ring system. However, in this case $\gamma_{1,1}$ is paired with η_1 and $\gamma_{N,2}$ is paired with η_2 when $\gamma_{1,1}$ and $\gamma_{N,2}$ are unpaired in the chain. On the other hand, when $\gamma_{1,2}$ and $\gamma_{N,1}$ are unpaired, they will be coupled with η_2 and η_1 , respectively, as shown in Fig. 6(d). Compared to the $\phi = 2n \times 2\pi$ case, we observe that η_1 and η_2 are coupled with the different MBSs from the chain. The conductance profiles of these two situations are different as we discussed earlier [see Figs. 5(a) and (b)]. This is the manifestation of the non-Abelian statistics abided by Majorana fermions.

(iii) *Case $\phi = (2n + 1)\pi$.* Substituting $\phi = (2n + 1)\pi$ into H_{DK} , we can see that $\gamma_{1,1}$, $\gamma_{1,2}$, $\gamma_{N,1}$ and $\gamma_{N,2}$ are coupled to η_1 and η_2 with the same coupling strength, as shown in Fig. 6(b). The coupling pattern between the MBSs from the QD and from the chain is different

from the pairing pattern for those MBSs inside the chain. The unpaired MBSs at the ends of the chain cannot be paired with the MBSs from the QD definitively; thus, the chain plus the QD does not constitute a Kitaev ring with all the MBSs paired up. As a result, the QD–MBSs ring system has unpaired MBSs or zero-energy modes in the topologically nontrivial state and is distinct from the other two cases.

When ϕ takes other values apart from the three typical cases discussed above, the Hamiltonian H_{DK} takes the same form as shown in Eq. (24), except that for this general case of ϕ the coupling amplitudes between MBSs are different. For example, if $\sin\frac{\phi}{4} > \cos\frac{\phi}{4}$, the coupling between $\gamma_{1,1}$ ($\gamma_{1,2}$) and η_1 (η_2) would be stronger, while the coupling between $\gamma_{N,2}$ ($\gamma_{N,1}$) and η_1 (η_2) will be weaker. Thus, the unpaired MBSs at the ends of the Kitaev chain could always be paired up with one of the MBSs from the QD through stronger coupling amplitudes. Thus, the Kitaev ring can be formed, and all the MBSs would be paired up. As a result, there are unpaired MBSs or zero-energy modes in this QD–MBSs ring system only when $\phi = (2n + 1)\pi$.

We can further verify our above understanding by investigating the energy spectrum of the system. In Fig. 7(a), we show the energy spectrum as a function of μ for the QD–Kitaev ring system with $\Delta = 0.8$, $t = 1$, and $\phi = \pi$. No zero mode in the gapped region is found under the condition $|\mu| > 2t$, but zero modes show up when μ is smaller. The Kitaev chain is in a topologically non-

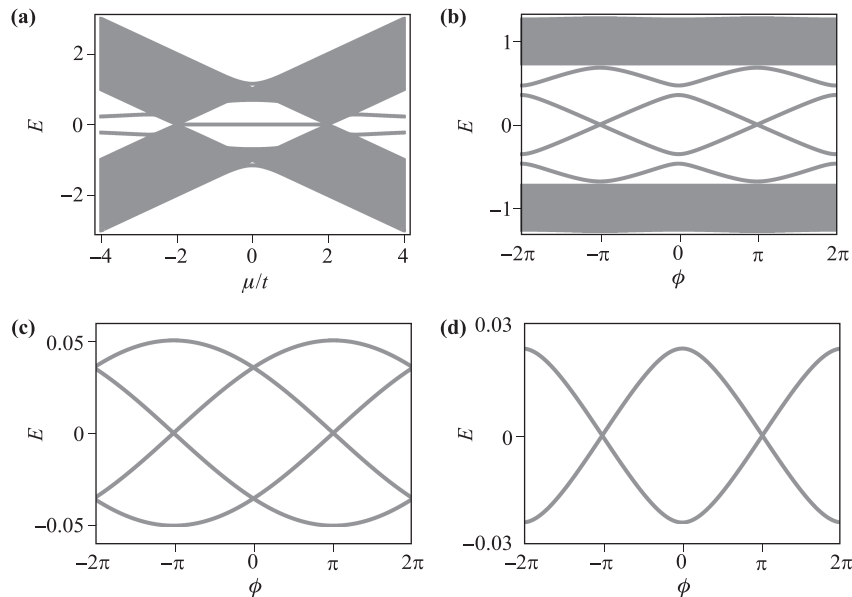


Fig. 7 (a) The energy spectrum of the QD–Kitaev ring system as a function of μ when $\Delta = 0.8$, $t = 1$ and $\phi = \pi$. The other three pictures show the spectrum of the QD–Kitaev ring system as a function of magnetic flux ϕ with different parameters: (b) $\Delta = 0.8$, $\mu = 0.5$, $t = 1$, $|\lambda_1| = |\lambda_2| = 1$; (c) $\Delta = 0.2$, $\mu = 0$, $t = 0.2$, $|\lambda_1| = |\lambda_2| = 0.1$; (d) $\Delta = 0.2$, $\mu = 0.3$, $t = 0.2$, $|\lambda_1| = |\lambda_2| = 0.1$. The zero-energy modes only appear when $\phi = (2n + 1)\pi$, otherwise the energy spectrum are always gapped.

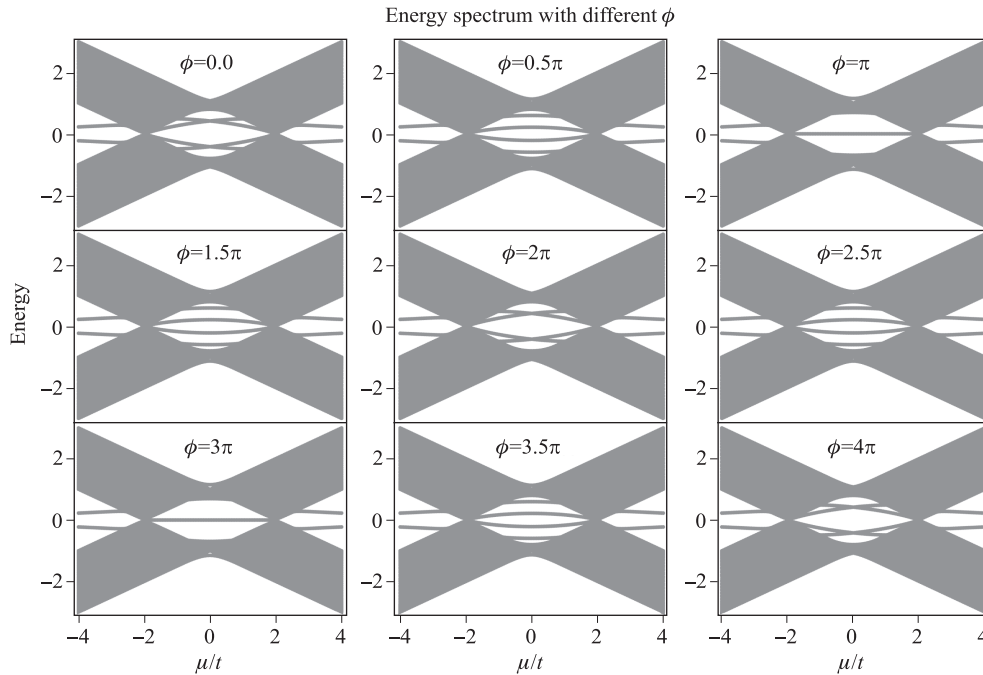


Fig. 8 Energy spectrum of the QD-Kitaev ring system. Here $\Delta = 0.8$, $t = 1$ and $|\lambda_1| = |\lambda_2| = 1$. When $\phi = \pi$ and 3π , the zero-energy modes appear only if $|\mu| < 2t$. If ϕ takes other values, the spectrum is always gapped except at the points $|\mu| = 2t$.

trivial state only under the condition $|\mu| < 2t$, which is consistent with previous results [1, 37]. Figures 7(b), (c), and (d) show the energy spectrum of the QD-Kitaev ring system as a function of the threaded magnetic flux for different parameters. It shows that zero modes exist only under the condition $\phi = (2n+1)\pi$ when the Kitaev chain is in the nontrivial state, otherwise the energy spectrum will be gapped.

In Fig. 8, we show the energy spectrum of the QD-Kitaev ring system as a function of μ with different threaded magnetic flux. The spectrum possesses the similar properties as the Kitaev chain. When $\phi = (2n+1)\pi$ ($\phi = \pi$ and 3π in Fig. 8), zero-energy modes show up in the QD-Kitaev ring system when $|\mu| < 2t$, namely when the nanowire is in its topologically nontrivial phase. If the threaded magnetic flux takes other values, the energy spectrum is always gapped except at the zero-energy points $|\mu| = 2t$, which are trivial as they are not robust against perturbations.

4 Summary

We study the properties of electron transport through a QD coupled to two MBSs system in a ring configuration. The MBSs at the two ends of a topological superconductor nanowire (TSNW) are strongly influenced by the threaded magnetic flux. When $\phi = 2n \times 2\pi$ (or

$(2n+1) \times 2\pi$), the QD-MBSs ring system can be mapped into an equivalent QD-QD system, in which the QD in the ring system is coupled to another QD with energy levels ϵ_M (or $-\epsilon_M$), where ϵ_M denotes the overlap between the two MBSs. When $\phi = (2n+1)\pi$, however, the system cannot be mapped into a QD-QD model. The conductance spectra for these two situations are very different. With appropriate parameters, the conductance shows one asymmetric Fano lineshape at around $\omega = \epsilon_M$ (or $-\epsilon_M$) and the minimum of conductance at the resonance is suppressed to zero when $\phi = 2n \times 2\pi$ [or $(2n+1) \times 2\pi$]. When $\phi = (2n+1)\pi$, two Fano resonances appear with the same size at around $\omega = \pm\epsilon_M$ and the minima of the resonances do not decrease all the way to zero. These distinctive features indicate whether there are Majorana zero-energy modes in the system.

It is also interesting to note that the conductance of the QD-two MBSs ring system shows different periodicity for different coupling strength ϵ_M of the two MBSs. If the nanowire is infinitely long, i.e., $\epsilon_M = 0.0$, the periodicity of conductance is 2π . However, the periodicity changes to 4π when ϵ_M deviates from zero as in a finite length nanowire. We also investigate the transport properties of this QD-two MBSs ring system within the Majorana fermion representation by taking the electron on the QD as the superposition of two MBSs and substituting the TSNW by a Kitaev chain. We observe that when $\phi \neq (2n+1)\pi$, the unpaired MBSs from the Kitaev

chain are separately paired with one of the MBSs from the QD and thus constitutes a Kitaev ring in which all the MBSs are paired. Thus, there is no unpaired MBSs for this case. However, when $\phi = (2n+1)\pi$, the unpaired MBSs at the ends of the Kitaev chain cannot be paired up with MBSs from the QD definitely. Thus, there are unpaired MBSs or zero-energy modes in the the QD–MBSs ring system. The calculation of energy spectrum of the QD–Kitaev ring system shows that zero-energy modes only exist under the condition $\phi = (2n + 1)\pi$, while for all other ϕ the system is always gapped except at two nontopological zero points. The understanding gained from our work will be helpful for the ongoing experiments aimed at uncovering MBSs or Majorana zero mode through transport detections.

Acknowledgements This work has been supported by the NSFC under Grant No. 11274195 and the National Basic Research Program of China (973 Program, Grant Nos. 2011CB606405 and 2013CB922000). Shu Chen is supported by the National Program for Basic Research of MOST, the NSF of China under Grant Nos. 11374354, 11174360, and 11121063, and the Strategic Priority Research Program of the Chinese Academy of Sciences under Grant No. XDB07000000. L.Y. is supported by the MOST (Grant No. 2013CB922004) of the National Key Basic Research Program of China, and the NSFC (Nos. 91121005 and 91421305).

References

1. S. R. Elliott and M. Franz, Majorana fermions in nuclear, particle, and solid-state physics, *Rev. Mod. Phys.* 87(1), 137 (2015)
2. T. D. Stanescu and S. Tewari, Majorana fermions in semiconductor nanowires: fundamentals, modeling, and experiment., *J. Phys.: Condens. Matter* 25(23), 233201 (2013)
3. J. Alicea, New directions in the pursuit of Majorana fermions in solid state systems, *Rep. Prog. Phys.* 75(7), 076501 (2012)
4. M. Stone and R. Roy, Edge modes, edge currents, and gauge invariance in $p_x + ip_y$ superfluids and superconductors, *Phys. Rev. B* 69(18), 184511 (2004)
5. P. Fendley, M. P. A. Fisher, and C. Nayak, Edge states and tunneling of non-Abelian quasiparticles in the $n = 5/2$ quantum Hall state and $p + ip$ superconductors, *Phys. Rev. B* 75(4), 045317 (2007)
6. S. Raghu, A. Kapitulnik, and S. A. Kivelson, Hidden quasi-one-dimensional superconductivity in Sr_2RuO_4 , *Phys. Rev. Lett.* 105(13), 136401 (2010)
7. S. B. Chung, H. J. Zhang, X. L. Qi, and S. C. Zhang, Topological superconducting phase and Majorana fermions in half-metal/superconductor heterostructures, *Phys. Rev. B* 84, 060510(R) (2011)
8. R. M. Lutchyn, J. D. Sau, and S. Das Sarma, Majorana fermions and a topological phase transition in semiconductor–superconductor heterostructures, *Phys. Rev. Lett.* 105(7), 077001 (2010)
9. Y. Oreg, G. Refael, and F. von Oppen, Helical liquids and Majorana bound states in quantum wires, *Phys. Rev. Lett.* 105(17), 177002 (2010)
10. X. J. Liu, L. Jiang, H. Pu, and H. Hu, Probing Majorana fermions in spin–orbit-coupled atomic Fermi gases, *Phys. Rev. A* 85, 021603(R) (2012)
11. C. Qu, Z. Zheng, M. Gong, Y. Xu, L. Mao, X. Zou, G. Guo, and C. Zhang, Topological superfluids with finite-momentum pairing and Majorana fermions, *Nat. Commun.* 4, 2710 (2013)
12. C. Chen, Inhomogeneous topological superfluidity in one-dimensional spin–orbit-coupled Fermi gases, *Phys. Rev. Lett.* 111(23), 235302 (2013)
13. J. Ruhman, E. Berg, and E. Altman, Topological states in a one-dimensional Fermi gas with attractive interaction, *Phys. Rev. Lett.* 114(10), 100401 (2015)
14. N. B. Kopnin and M. M. Salomaa, Mutual friction in superfluid He_3 : Effects of bound states in the vortex core, *Phys. Rev. B* 44(17), 9667 (1991)
15. X. L. Qi, T. L. Hughes, S. Raghu, and S. C. Zhang, Time-reversal-invariant topological superconductors and superfluids in two and three dimensions, *Phys. Rev. Lett.* 102(18), 187001 (2009)
16. S. B. Chung and S. C. Zhang, Detecting the Majorana fermion surface state of He_3B through spin relaxation, *Phys. Rev. Lett.* 103(23), 235301 (2009)
17. S. Nadj-Perge, I. K. Drozdov, B. A. Bernevig, and A. Yazdani, Proposal for realizing Majorana fermions in chains of magnetic atoms on a superconductor, *Phys. Rev. B* 88, 020407(R) (2013)
18. S. Nadj-Perge, I. K. Drozdov, J. Li, H. Chen, S. Jeon, J. Seo, A. H. MacDonald, B. A. Bernevig, and A. Yazdani, Observation of Majorana fermions in ferromagnetic atomic chains on a superconductor, *Science* 346(6209), 602 (2014)
19. H. Y. Hui, P. M. R. Brydon, J. D. Sau, S. Tewari, and S. Das Sarma, Majorana fermions in ferromagnetic chains on the surface of bulk spin–orbit coupled s-wave superconductors, *Sci. Rep.* 5, 8880 (2015)
20. E. Dumitrescu, B. Roberts, S. Tewari, J. D. Sau, and S. Das Sarma, Majorana fermions in chiral topological ferromagnetic nanowires, *Phys. Rev. B* 91(9), 094505 (2015)
21. T. D. Stanescu, R. M. Lutchyn, and S. Das Sarma, Majorana fermions in semiconductor nanowires, *Phys. Rev. B* 84(14), 144522 (2011)
22. V. Mourik, K. Zuo, S. M. Frolov, S. R. Plissard, E. P. A. M. Bakkers, and L. P. Kouwenhoven, Signatures of Majorana fermions in hybrid superconductor–semiconductor nanowire devices, *Science* 336(6084), 1003 (2012)

23. M. T. Deng, C. L. Yu, G. Y. Huang, M. Larsson, P. Caroff, and H. Q. Xu, Anomalous zero-bias conductance peak in a Nb–InSb nanowire–Nb hybrid device, *Nano Lett.* 12(12), 6414 (2012)
24. A. Das, Y. Ronen, Y. Most, Y. Oreg, M. Heiblum, and H. Shtrikman, Zero-bias peaks and splitting in an Al–InAs nanowire topological superconductor as a signature of Majorana fermions, *Nat. Phys.* 8(12), 887 (2012)
25. A. D. K. Finck, D. J. Van Harlingen, P. K. Mohseni, K. Jung, and X. Li, Anomalous modulation of a zero-bias peak in a hybrid nanowire–superconductor device, *Phys. Rev. Lett.* 110(12), 126406 (2013)
26. D. M. Badiane, M. Houzet, and J. S. Meyer, Nonequilibrium Josephson Effect through Helical Edge States, *Phys. Rev. Lett.* 107(17), 177002 (2011)
27. P. A. Iosevich and M. V. Feigel'man, Anomalous Josephson current via Majorana bound states in topological insulators, *Phys. Rev. Lett.* 106(7), 077003 (2011)
28. A. M. Black-Schaffer and J. Linder, Majorana fermions in spin–orbit-coupled ferromagnetic Josephson junctions, *Phys. Rev. B* 84, 180509 (2011)
29. B. H. Wu and J. C. Cao, Tunneling transport through superconducting wires with Majorana bound states, *Phys. Rev. B* 85(8), 085415 (2012)
30. A. Zazunov, A. L. Yeyati, and R. Egger, Coulomb blockade of Majorana-fermion-induced transport, *Phys. Rev. B* 84(16), 165440 (2011)
31. A. Ueda and T. Yokoyama, Anomalous interference in Aharonov–Bohm rings with two Majorana bound states, *Phys. Rev. B* 90, 081405(R) (2014)
32. Y. Cao, P. Wang, G. Xiong, M. Gong, and X. Q. Li, Probing the existence and dynamics of Majorana fermion via transport through a quantum dot, *Phys. Rev. B* 86(11), 115311 (2012)
33. W. J. Gong, Sh. F. Zhang, Zh. Ch. Li, G. Yi, and Y. S. Zheng, Detection of a Majorana fermion zero mode by a T-shaped quantum-dot structure, *Phys. Rev. B* 89(24), 245413 (2014)
34. H. F. Lü, H. Z. Lu, and S. Q. Shen, Nonlocal noise cross correlation mediated by entangled Majorana fermions, *Phys. Rev. B* 86(7), 075318 (2012)
35. H. F. Lü, H. Z. Lu, and S. Q. Shen, Current noise cross correlation mediated by Majorana bound states, *Phys. Rev. B* 90(19), 195404 (2014)
36. H. F. Lü, H. Z. Lu, and S. Q. Shen, Enhanced current noise correlations in a Coulomb–Majorana device, *Phys. Rev. B* 93, 245418 (2016)
37. K. Flensberg, Non-Abelian operations on Majorana fermions via single-charge control, *Phys. Rev. Lett.* 106(9), 090503 (2011)
38. J. D. Sau, B. Swingle, and S. Tewari, Proposal to probe quantum nonlocality of Majorana fermions in tunneling experiments, *Phys. Rev. B* 92, 020511(R) (2015)
39. D. E. Liu and H. U. Baranger, Detecting a Majorana-fermion zero mode using a quantum dot, *Phys. Rev. B* 84, 201308(R) (2011)
40. A. Y. Kitaev, Unpaired Majorana fermions in quantum wires, *Physics-Uspokhi* 44(10S), 131 (2001)