

Supporting Information for

**Synergistic Energy Recovery and Removal of Organics and Ammonium from
Moderate-Strength Wastewater through an MEC-Flue Gas-Anammox System**

Guifeng Li, Menghan Tian, Baiqin Zhou, Chunyue Zhang, Yang Yang, Nanqi Ren, Lu
Lu*

State Key Laboratory of Urban Water Resource and Environment, School of Ecology
and Environment, Harbin Institute of Technology, Shenzhen, Shenzhen 518055, China

*** Corresponding author:**

Lu Lu, E-mail: lulu@hit.edu.cn

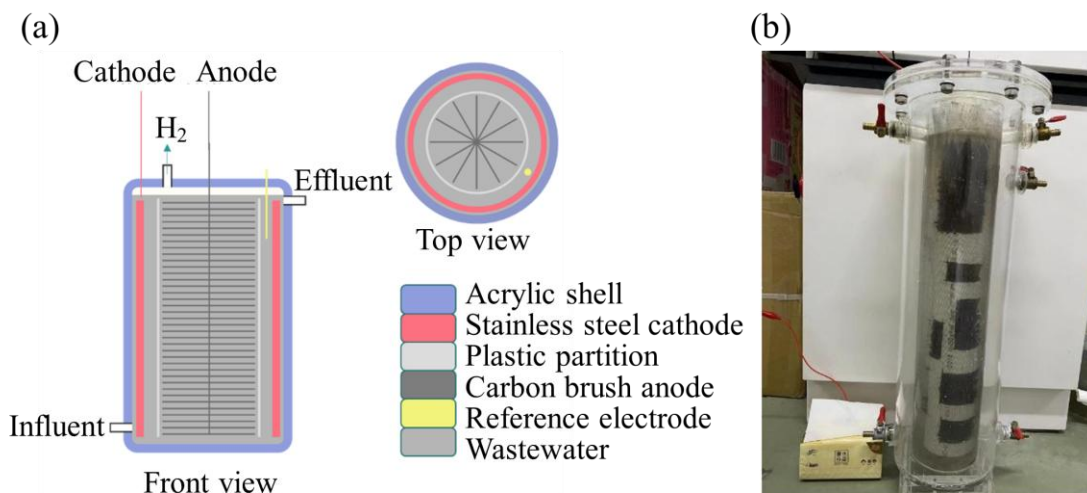


Fig. S1 Design and actual picture of the 3L MEC reactor.

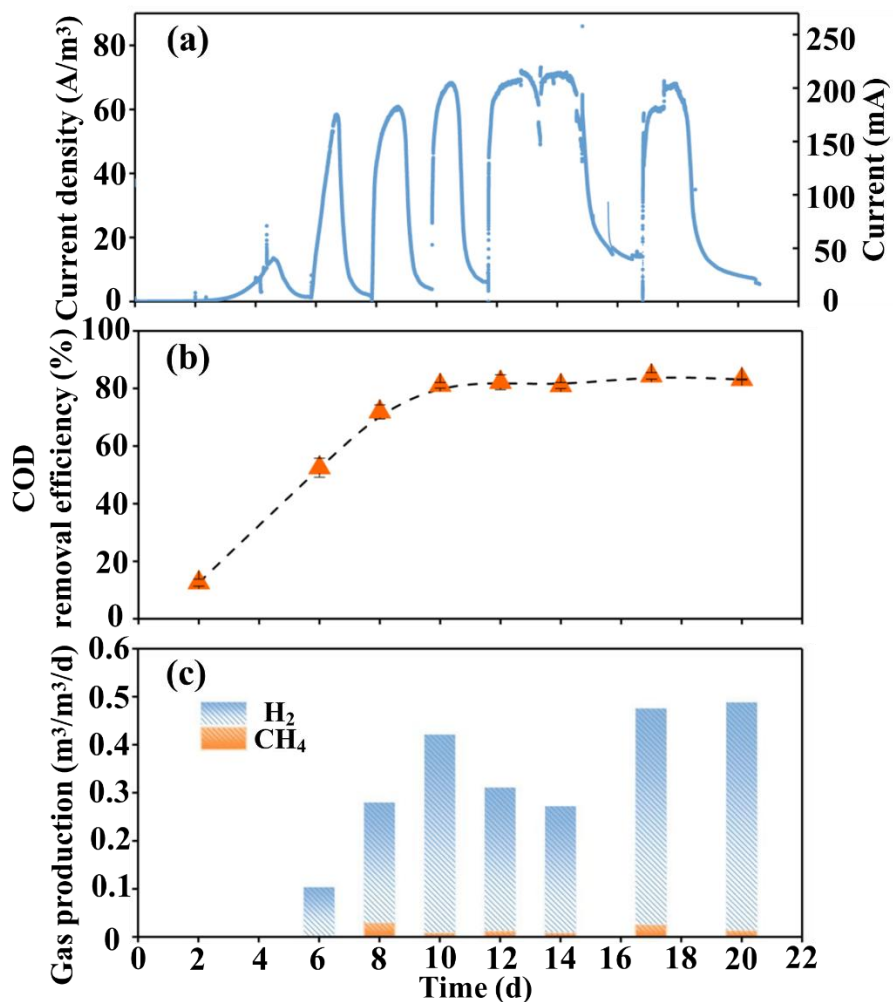


Fig. S2 Current density (a), COD removal efficiency (b), and gas production (c) for MEC start-up.

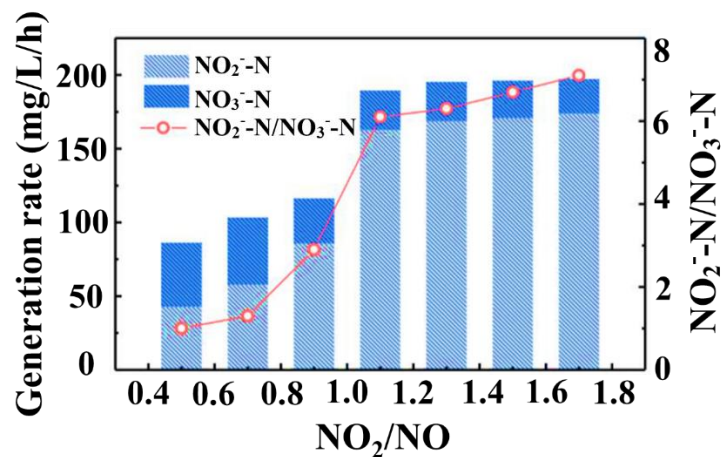


Fig. S3 The generation rates of NO₂⁻ and NO₃⁻ at different molar ratios of NO₂ and NO at ambient temperature and pressure, pH=10 of the absorbent solution, and gas flow rate of 30 L/h.

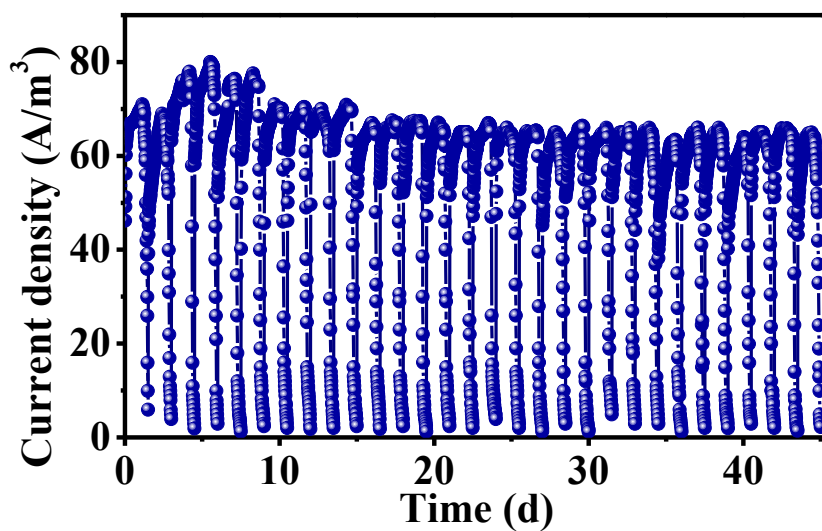


Fig. S4 The current density curve in the MEC.

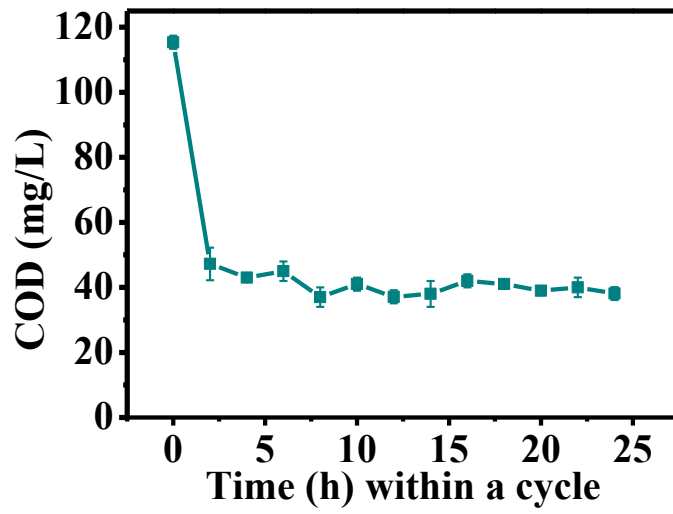


Fig. S5 The COD concentration changes in anammox reactor over a cycle.

Table S1. Characteristics of the raw manure-free piggery wastewater.

COD (mg/L)	TN (mg/L)	NH ₄ ⁺ -N (mg/L)	NO ₂ ⁻ -N (mg/L)	NO ₃ ⁻ -N (mg/L)	pH
707.4 ± 8.1	323.9 ± 3.2	321.3 ± 3.1	1.2 ± 0.3	0.8 ± 0.5	7.6