

Supplementary material

Microbial-driven ectopic uranium extraction with net electrical energy production

Xin Tang^a, Yin Ye^a, Chunlin Wang^a, Bingqian Wang^b, Zemin Qin^a, Cui Li^a, Yanlong Chen^a, Yuheng Wang^{a,*}, Zhiling Li^c, Miao Lv^d, Aijie Wang^c, Fan Chen^{a,*}

^aSchool of Ecology and Environment, Northwestern Polytechnical University, Xi'an 710129, China

^bSchool of Materials Science and Engineering, Xi'an University of Architecture and Technology, Xi'an 710055, China

^cState Key Laboratory of Urban Water Resource and Environment, School of Environment, Harbin Institute of Technology, Harbin, 150090, China

^dFaculty of Geosciences and Environmental Engineering, Southwest Jiaotong University, Chengdu 611756, China

***Corresponding authors:**

Fan Chen: chenfanhit@gmail.com

Yuheng Wang: yuheng.wang@nwpu.edu.cn

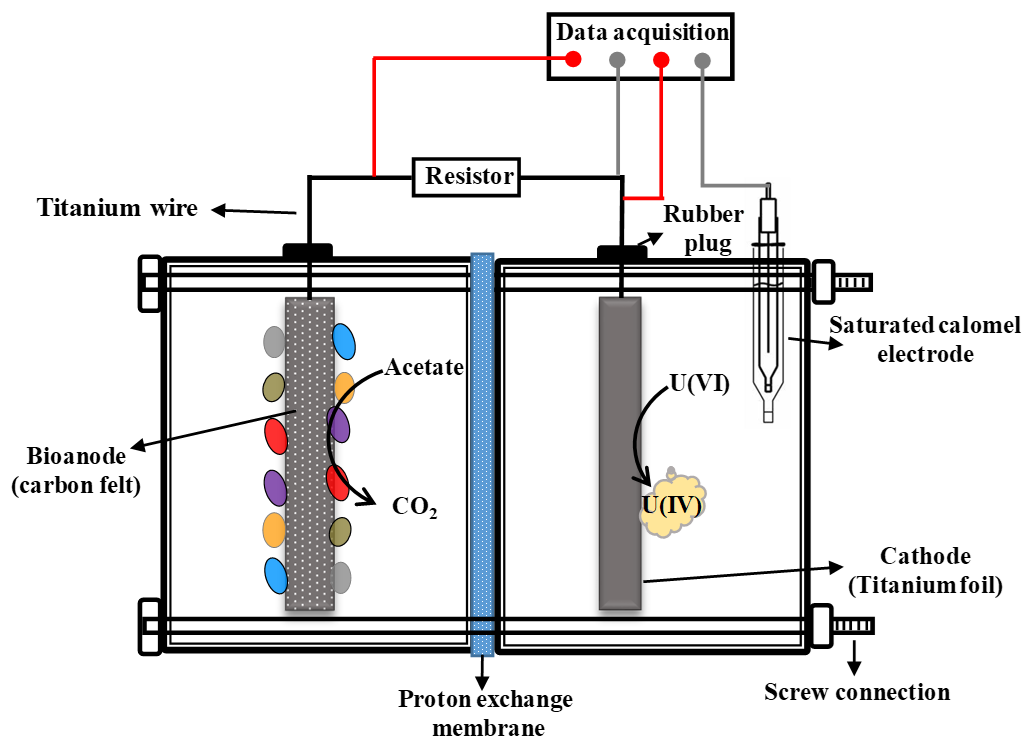


Fig. S1 Schematic of the spontaneous microbial electrochemical system for uranium extraction.




Fig. S2 SEM image of the fresh cathode.

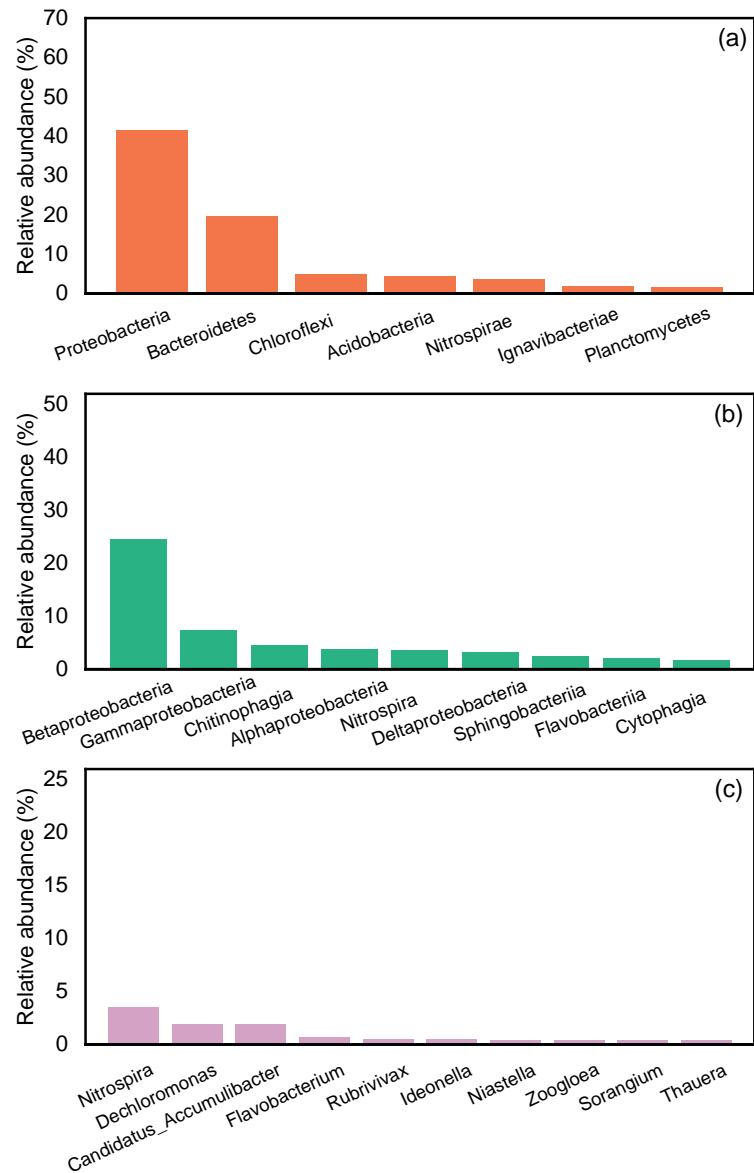


Fig. S3 Bacterial community structures of raw sludge (RS) at the (a) phylum, (b) class, and (c) genera levels (relative abundance >1%).

Biofilm collection

The carbon felts of the anode was first washed with sterile water in vortex oscillators. Subsequently, the carbon felts were removed, and the obtained liquid mixtures were centrifuged at 12,000 rpm for 15 min to collect the biomass precipitates.