

Supplementary materials

Table S1: List of marine trash fish species with their local name and scientific name.











SI No.	Local Name	English Name	Scientific Name	Photo
S1	Olua	Goldspotted Grenadier Anchovy	<i>Coilia dussumieri</i>	
S2	Chotomatha Churi	Smallhead Hairtail	<i>Eupleurogrammus muticus</i>	
S3	Chapila	Fringescale sardinella	<i>Sardinella fimbriata</i>	
S4	Boroaish Pata Mach	Largescale Tonguesole	<i>Cynoglossus arel</i>	
S5	Dom Mach	Nonbanded Whipfin Mojarra	<i>Gerres infasciatus</i>	
S6	Modhu Faissa	Scaly Hairfin Anchovy	<i>Setipinna taty</i>	
S7	Leijja Poa	Pama Croaker	<i>Otolithoides pama</i>	
S8	Poa	Sharpnose Hammer Croaker	<i>Johnius borneensis</i>	
S9	Hicciri	Commerson's anchovy	<i>Stolephorus commersonii</i>	
S10	Mola	White sardine	<i>Escualosa thoracata</i>	

Table S2: Mean weight (g) and length (cm) of whole fish and weight of gastrointestinal tract GIT (g).

Species	Mean Weight (g)	Mean Length (cm)	GIT Weight (g)
S1	8.33 ± 0.62	5.00 ± 0.38	0.37 ± 0.04
S2	22.90 ± 1.85	13.90 ± 1.10	1.05 ± 0.09
S3	29.93 ± 2.40	5.80 ± 0.46	1.35 ± 0.11
S4	76.33 ± 6.10	9.90 ± 0.78	3.51 ± 0.29
S5	7.00 ± 0.55	3.00 ± 0.24	0.30 ± 0.03
S6	18.17 ± 1.45	13.97 ± 1.12	0.80 ± 0.07
S7	19.10 ± 1.52	5.47 ± 0.43	0.86 ± 0.07
S8	15.90 ± 1.25	4.50 ± 0.36	0.67 ± 0.06
S9	10.10 ± 0.80	4.00 ± 0.32	0.45 ± 0.04
S10	5.67 ± 0.45	3.47 ± 0.28	0.25 ± 0.02