

Front. Chem. Sci. Eng.

DOI 10.1007/s11705-019-1836-x

RESEARCH ARTICLE

GO-modified flexible polymer nanocomposites fabricated via 3D stereolithography

Chi Him Alpha Tsang (✉)^{1,2,*}, Adilet Zhakeyev^{3,*}, Dennis Y.C. Leung (✉)², Jin Xuan (✉)³

1 School of Environmental Sciences and Engineering, Sun Yat-Sen University, Guangzhou 510006, China

2 Department of Mechanical Engineering, The University of Hong Kong, Hong Kong, China

3 Department of Chemical Engineering, Loughborough University, Loughborough, LE11 3TU, UK

* These authors contributed equally to this work.

© The Author(s) 2019. This article is published with open access at link.springer.com and journal.hep.com.cn

Received November 1, 2018; accepted March 2, 2019

E-mails: chtsang2006@yahoo.com.hk (Tsang C); ycleung@hku.hk (Leung D); j.xuan@lboro.ac.uk (Xuan J)

Electronic Supplementary Material




Fig S1. Optical microscope image of GO in the 0.2 wt-% GO/Flexible Polymer composite array under UV-light (Scale bar: 500 μm).




Fig S2. SEM image of (a) 0.1 wt-%, (b) 0.2 wt-%, (c) 0.3 wt-%, and (d) 0.5 wt-% GO/Formlabs Flexible nanocomposite (Scale bar: 1 μm).

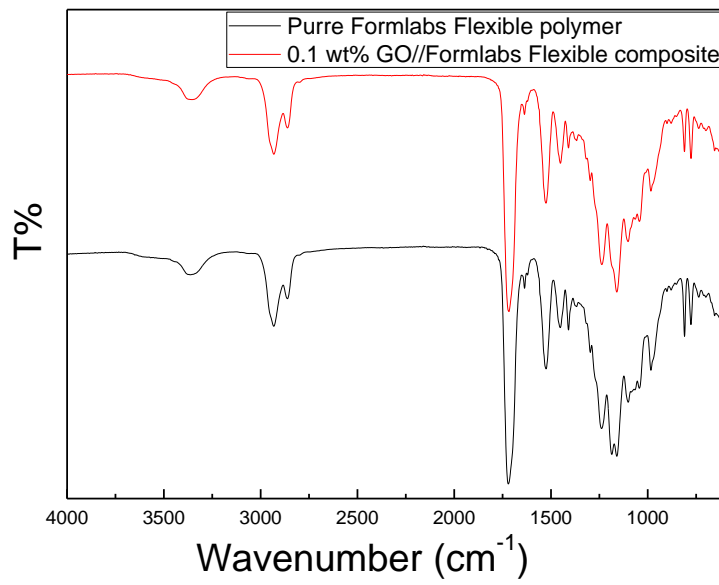


Fig. S3. FTIR of the 0.1 wt-% GO/Formlabs Flexible nanocomposite structure against pure Formlabs Flexible polymer.