

Front. Chem. Sci. Eng.

DOI 10.1007/s11705-017-1624-4

RESEARCH ARTICLE

## Solvates and polymorphs of clindamycin phosphate: Structural, thermal stability and moisture stability studies

Junbo Gong(✉)<sup>1,2</sup>, Dejiang Zhang<sup>1,2</sup>, Yuanyuan Ran, Keke Zhang<sup>1,2</sup>, Shichao Du<sup>1,2</sup>

<sup>1</sup> School of Chemical Engineering and Technology, State Key Laboratory of Chemical Engineering, Tianjin University, Tianjin 300072, China

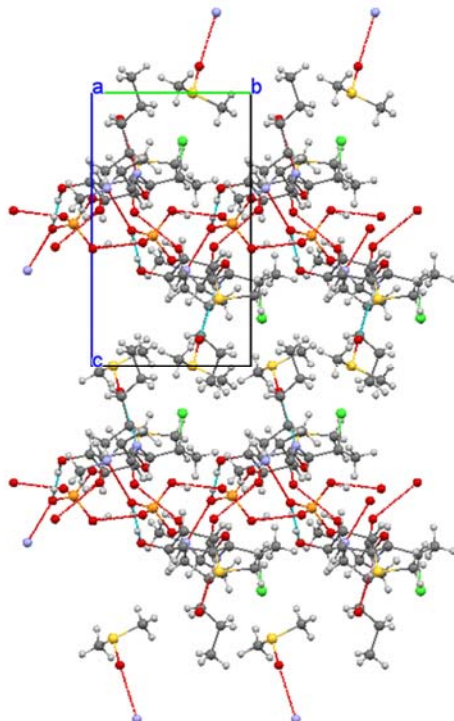
<sup>2</sup> Collaborative Innovation Center of Chemical Science and Engineering (Tianjin), Tianjin University, Tianjin 300072, China

© Higher Education Press and Springer-Verlag Berlin Heidelberg 2017

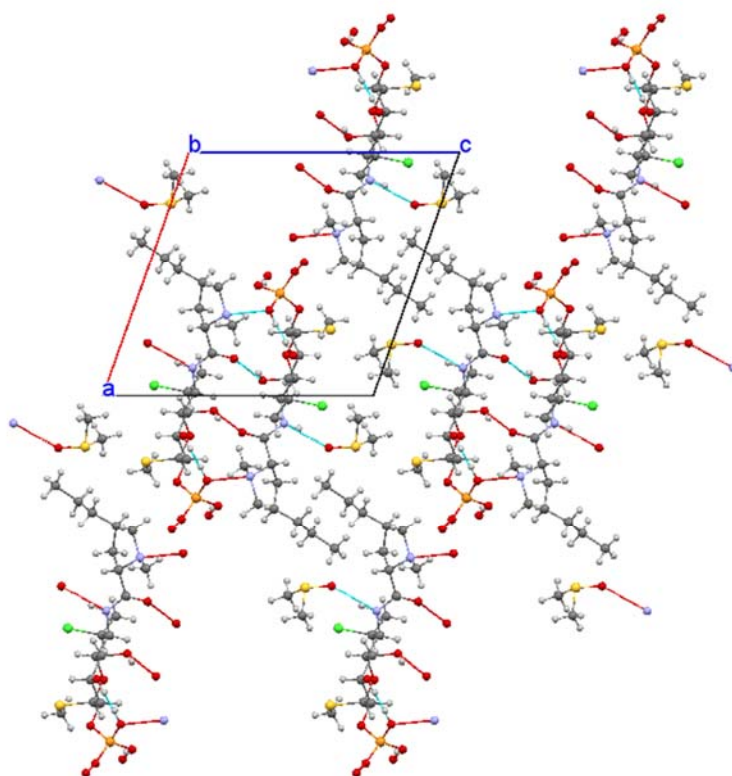
Received August 23, 2016; accepted October 28, 2016

E-mail: junbo\_gong@tju.edu.cn

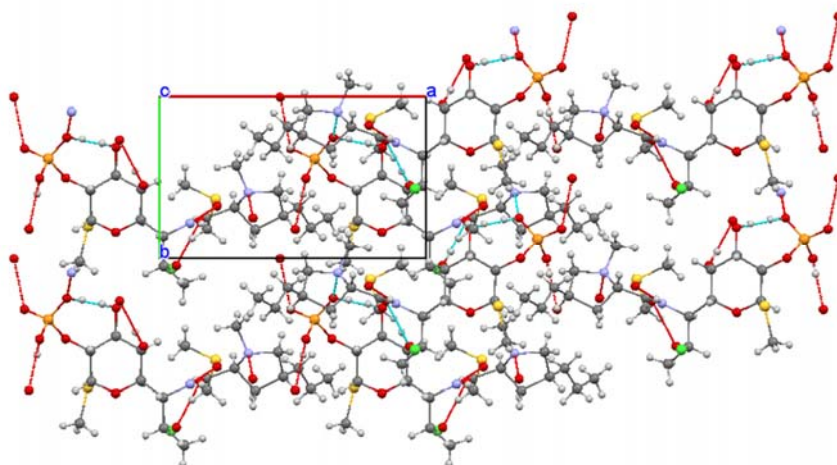
### Electronic Supplementary Material



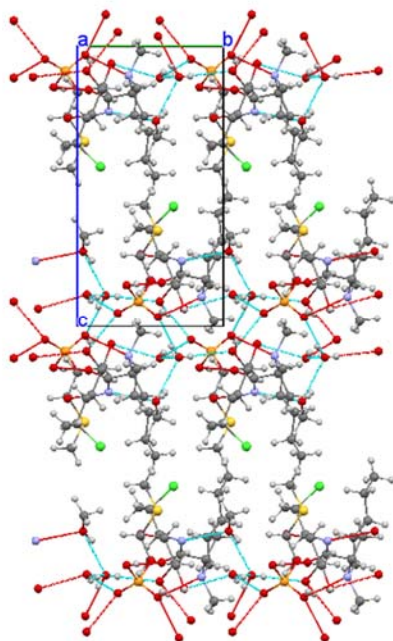
**Figure S1.** The hydrogen bonding network of  $S_{DMSO}$  viewed along a axis.



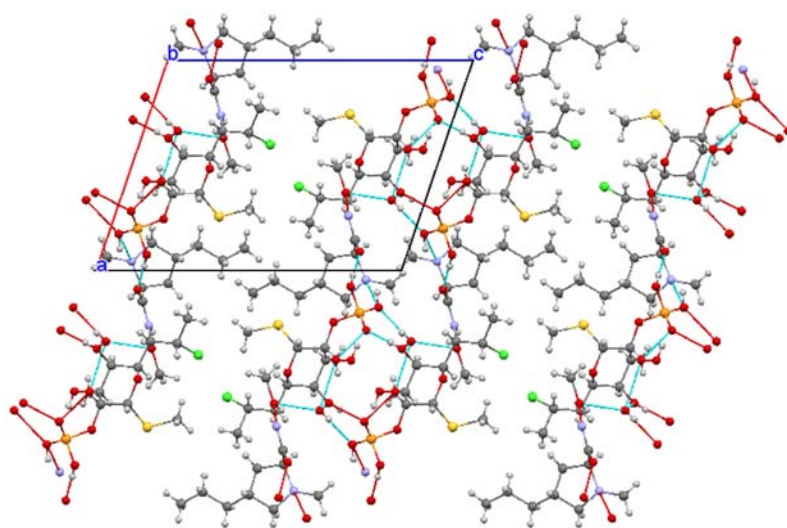
**Figure S2.** The hydrogen bonding network of S<sub>DMSO</sub> viewed along b axis.



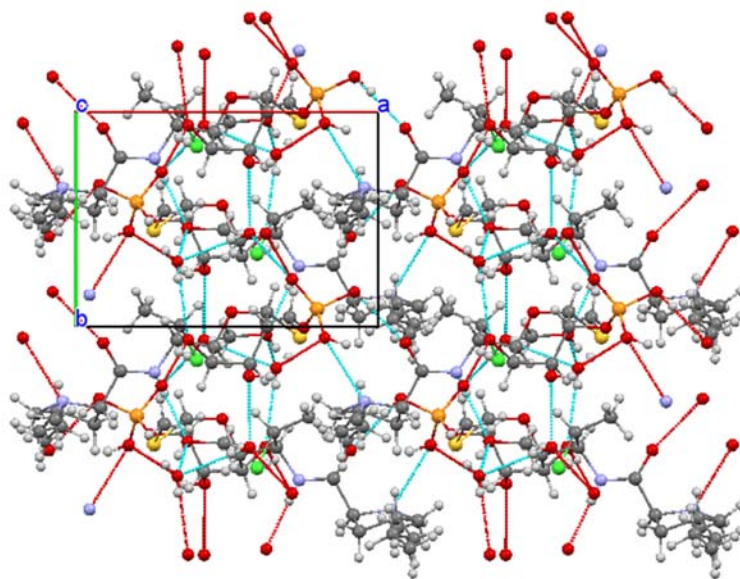
**Figure S3.** The hydrogen bonding network of S<sub>DMSO</sub> viewed along c axis.



**Figure S4.** The hydrogen bonding network of solvate V viewed along a axis.



**Figure S5.** The hydrogen bonding network of solvate viewed along b axis.



**Figure S6.** The hydrogen bonding network of solvate V viewed along c axis.