

Electronic Supplementary Material

Controllable synthesis of a large TS-1 catalyst for clean epoxidation of a C=C double bond under mild conditions

Xiu Gao^{1,2}, Beining Luo^{1,2}, Yanping Hong^{1,2}, Peihang He^{1,2}, Zedong Zhang^{1,2}, Guoqiang Wu (✉)^{1,2}

1 Jiangxi Key Laboratory of Natural Products and Functional Food, Jiangxi Agricultural University, Nanchang 330045, China

2 School of Food Science and Engineering, Jiangxi Agricultural University, Nanchang 330045, China

E-mail: wgoing-651@163.com

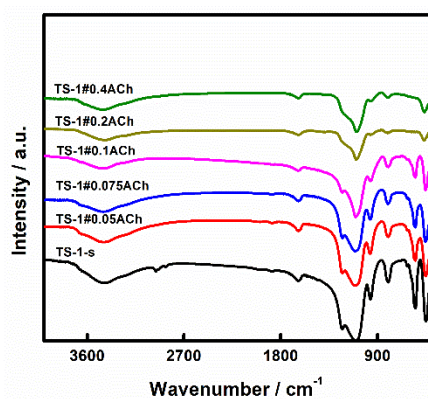


Fig. S1. FT-IR spectra of the TS-1-s and TS-1#xACh.

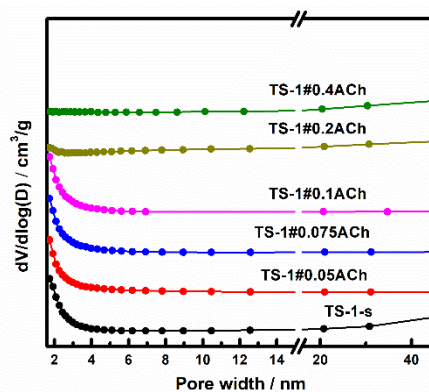


Fig. S2. Pore size distribution curves of the TS-1-s and TS-1#xACh.

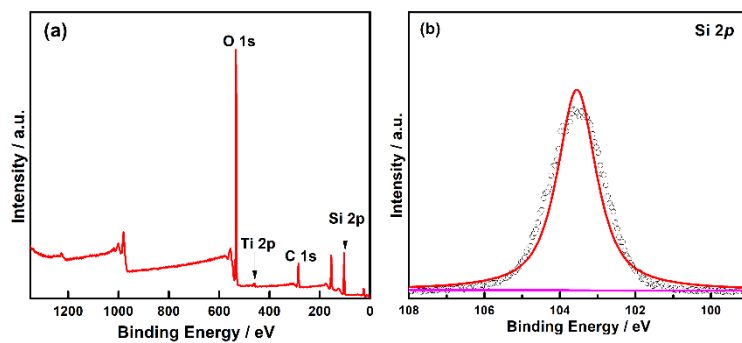


Fig. S3. (a) XPS survey spectra of the TS-1#0.1ACh and (b) Si 2p XPS spectra of the TS-1#0.1ACh.

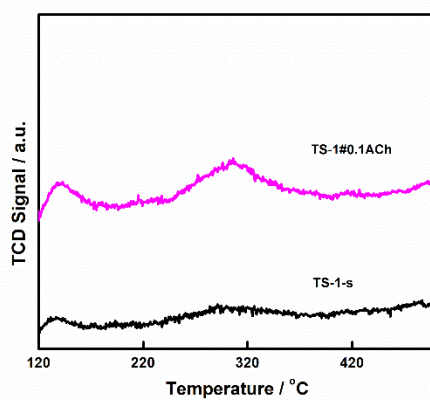


Fig. S4. NH₃-TPD spectra of the TS-1-s and TS-1#0.1ACh samples.

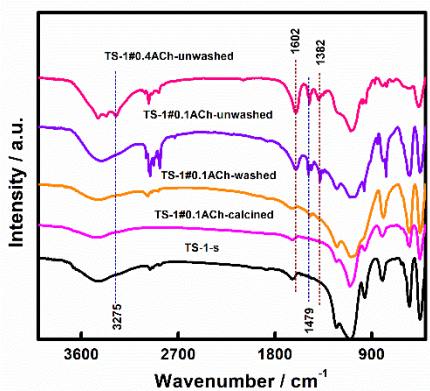


Fig. S5. FT-IR spectra of synthesized, after water-washing, and after calcination, in comparison with that of as synthesized TS-1-s, and synthesized TS-1#0.4ACh.