

Electronic Supplementary Material

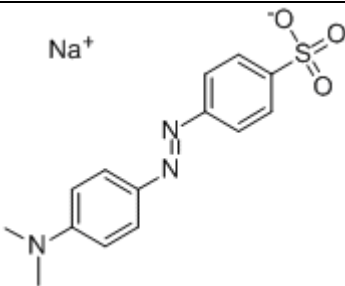
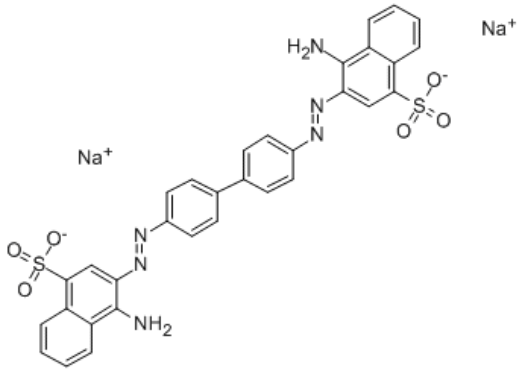
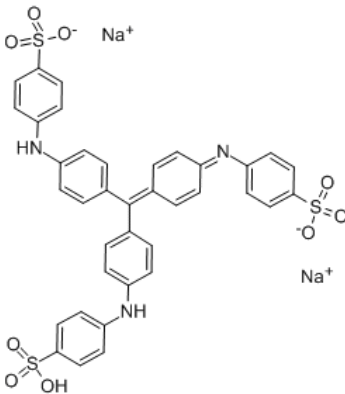
Novel Ag-AgBr decorated composite membrane for dye rejection and photodegradation under visible light

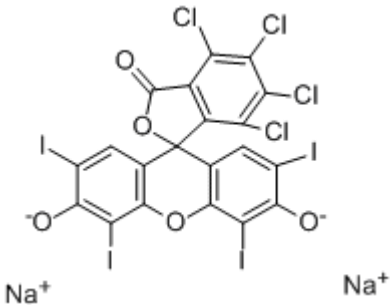
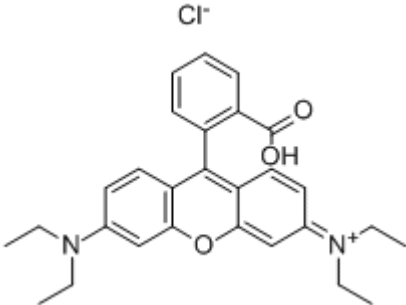
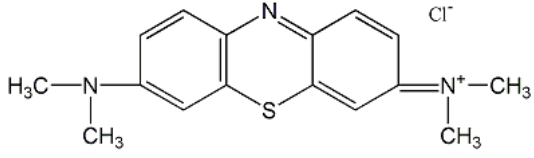
Yixing Wang, Liheng Dai, Kai Qu, Lu Qin, Linzhou Zhuang, Hu Yang, Zhi Xu (✉)

State Key Laboratory of Chemical Engineering, School of Chemical Engineering, East China University of Science and Technology, Shanghai 200237, China

E-mail: zhixu@ecust.edu.cn

Table S1 Molecular structure, molecular weight of the dyes tested in paper.

Dyes	Molecular structure	Molecular weight
Methyl Orange (MO)		327.33
Congo Red (CR)		696.68
Methyl Blue (MB)		799.80

Rose Bengal (RB)		1017.64
Rhodamine B (RhB)		479.01
Methylene Blue (MEB)		319.85

0 min 5 min 10 min 5 min 20 min 25 min 30 min




Fig. S1 Photos of RhB and MEB solution without membrane under visible light irradiation for 30 min

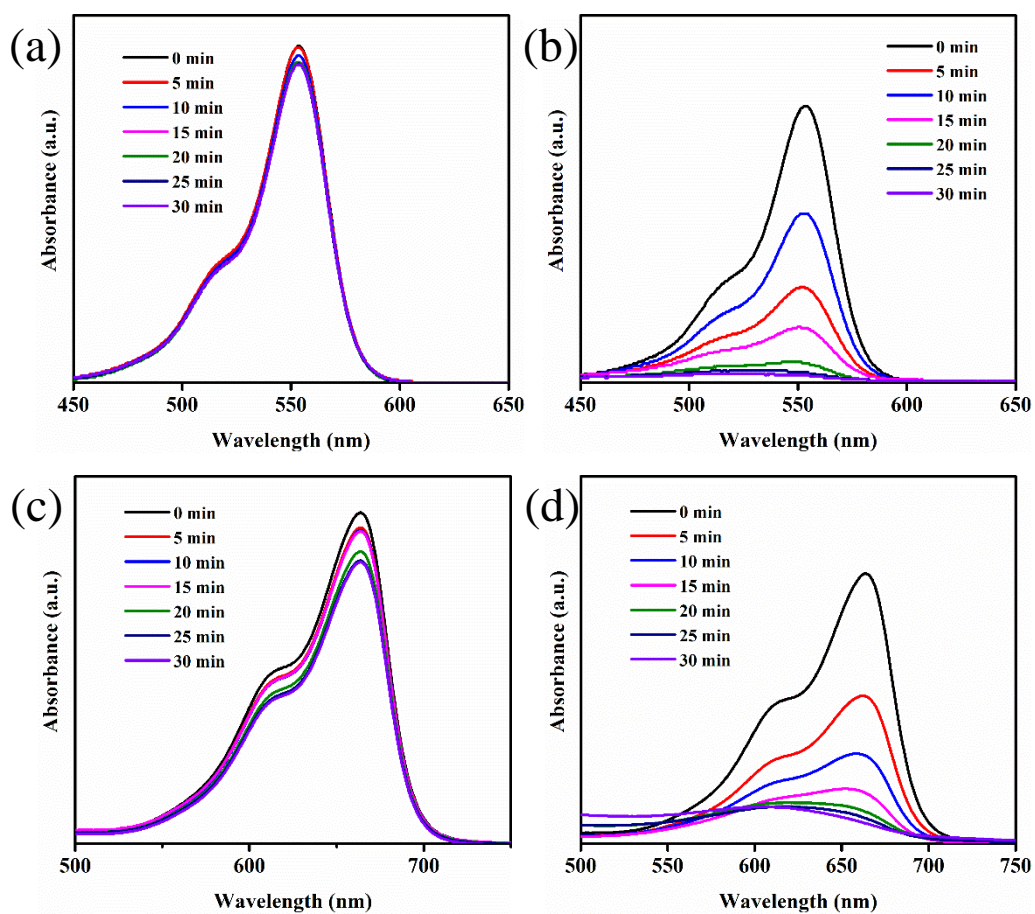


Fig. S2 Absorption spectrum of (a) RhB, (b) RhB with membrane, (c) MEB and (d) MEB with membrane under visible light irradiation for 0-30 min