

# Investigation of Through-Hole Copper Electroplating with Methyl Orange as A Special Leveler

Jia-Ying Xu<sup>1</sup>, Shou-Xu Wang<sup>1,2</sup>, Yuan-Zhang Su<sup>1</sup>, Yong-Jie Du<sup>3</sup>, Guo-Dong Qi<sup>4</sup>, Wei He<sup>1,2</sup>, Guo-Yun Zhou<sup>1</sup>, Wei-Hua Zhang<sup>2</sup>, Yao Tang<sup>2</sup>, Yu-Yao Luo<sup>2</sup>, Yuan-Ming Chen<sup>1,2\*</sup>

(1. School of Materials and Energy, University of Electronic Science and Technology of China, Chengdu 611731, Sichuan, China; 2. Zhuhai Founder Sci-Tech High-density Electronics Co., Ltd and Zhuhai Founder Sci-Tech Multilayer Circuit Board Co., Ltd., Zhuhai 519175, Guangdong, China; 3. Zhuhai Dynamic Technology Optical Industry Co., Ltd, Zhuhai 519050, Guangdong, China; 4. GCI Science & Technology(Zhuhai)Co., Ltd, Zhuhai 519175, Guangdong, China)

**Abstract:** Methyl Orange (MO) with two kinds of functional groups can act as both an accelerator and an inhibitor, which has been used as a special leveler to simplify the electroplating additive system in the through-hole (TH) copper electroplating experiments. In this work, the role of MO in TH electroplating is characterized by molecular dynamics simulations and quantum chemical calculations. It is suggested that MO can spontaneously flatten the copper surface and be well adsorbed on the cathode surface, which inhibit the copper electrodeposition on the cathode. Electrochemical behavior of MO was evaluated by galvanostatic measurements (GM) and cyclic voltammetry (CV) to confirm that MO hardly affects the potential due to its dual functions of depolarizing and polarizing effects from the molecular structure of sulfonic acid group and other groups to achieve the internal Cu<sup>2+</sup> reduction acceleration and mass transfer inhibition. Throw power value of TH with the aspect ratio of 10:1 could reach 92.34% from the base plating solution bath with the additions of only EO/PO and MO. The study of MO could provide new ideas for the development of electroplating additive system.

**Key words:** copper electroplating; through-hole; additive; methyl orange

## 1 Introduction

Electroplating copper technology greatly affects the development of electronic interconnection of multilayer printed circuit boards (PCB). The acidic sulfate basic plating solution is composed of copper sulfate and sulfuric acid. Electroplating in the plating solution without any additives can only form a rough and no bright copper coating. Additives play an important role in the plating solution because they greatly affect the plating thickness at the mouth and the center in the through-hole (TH)<sup>[1]</sup>. The additive system generally includes accelerator, inhibitor and leveler. Under

the synergistic of chloride ions, sulfonic acid group of most accelerators accelerates copper deposition at the center in the TH<sup>[2]</sup>. According to existing researches, the accelerator with sulfonic acid groups can capture positively charged Cu<sup>2+</sup> in solution by electrostatic interaction, and then can rapidly reduce Cu<sup>2+</sup> to Cu<sup>0</sup> by synergistic action with Cl<sup>-</sup>.

Janus Green B (JGB) as a widely used leveler exhibits nitrogen-nitrogen double bond to inhibit copper deposition<sup>[2]</sup>. Early works have reported the synthesis of a new additive to obtain a good leveling effect during copper electroplating. Ding et al.<sup>[3]</sup> synthesized a

**Cite as:** Xu J Y, Wang S X, Su Y Z, Du Y J, Qi G D, He W, Zhou G Y, Zhang W H, Tang Y, Luo Y Y, Chen Y M. Investigation of through-hole copper electroplating with methyl orange as a special leveler. *J. Electrochem.*, 2022, 28(7): 2213003.

new leveling agent TS-L to increase throw power (TP) with the increase in the concentration of TS-L. When  $50 \text{ mg} \cdot \text{L}^{-1}$  TS-L,  $10 \text{ mg} \cdot \text{L}^{-1}$  brightener and  $600 \text{ mg} \cdot \text{L}^{-1}$  inhibitor were added to the plating solution, TP value reached 87% in the condition of TH with the aspect ratio (AR) of 6.4:1. Zheng et al.<sup>[4]</sup> synthesized a new leveling agent VIBDGE. When the concentration of VIBDGE was  $10 \text{ mg} \cdot \text{L}^{-1}$ , the TP increased to 90.0% for the TH with the aspect ratio of 6.4:1. In addition, some new levelers have been found to improve the quality of TH interconnection<sup>[5]</sup>. Wang et al.<sup>[2]</sup> proved through a series of experiments that Safranin T (ST) could not play a leveling role like JGB although the structure of ST was similar to that of JGB. Li et al.<sup>[6]</sup> proposed a subversive view that JGB would be adsorbed on copper through its -N=N-bond after studying the adsorption process of JGB during copper deposition using the methods of mass spectrometry and nuclear magnetic resonance. Tao et al.<sup>[7]</sup> obtained an optimal plating solution composed of  $\text{CuSO}_4$ ,  $\text{H}_2\text{SO}_4$ , chloride ions, propylene oxide ethylene oxide propylene oxide (PEP), 3-mercaptopropyl sulfonate (MPS) and JGB, and the microvia could be fully filled using the plating formula.

Because of the special structure of MO, accelerator and leveler can be replaced in electroplating solution, thereby, simplifying the electroplating additive system. In this paper, this idea was confirmed through electroplating experiments, electrochemical tests, and simulations. Through the use of MO, a uniform copper deposition was successfully obtained for TH with the aspect ratio (AR) of 10:1.

## 2 Experimental

### 2.1 TH Electroplating

Rectangular PCB fragments of  $50 \text{ mm} \times 150 \text{ mm}$  with TH were used herein as the test samples for electroplating. The aspect ratio (AR) of TH was 10:1. The fragments were metallized by electroless copper plating and pre-plated for  $3 \mu\text{m}$  before the electroplating. The PCB fragments were electroplated at a current density of  $1.2 \text{ A} \cdot \text{dm}^{-2}$  for 60 min in a cell with 1.5 L electroplating bath at  $25 \text{ }^\circ\text{C}$ . A continuous flow of air bubbles at  $2.5 \text{ L} \cdot \text{min}^{-1}$  was used for con-

stant agitation in order to ensure the good mass transfer.

Basic bath was composed of  $75 \text{ g} \cdot \text{L}^{-1}$   $\text{CuSO}_4 \cdot 5\text{H}_2\text{O}$ ,  $240 \text{ g} \cdot \text{L}^{-1}$   $\text{H}_2\text{SO}_4$  and  $60 \text{ mg} \cdot \text{L}^{-1}$  Cl<sup>-</sup>. Ethylene oxide and propylene oxide block copolymers (EO/PO) were used as the inhibitor, while MO was employed for the special leveler.  $200 \text{ mg} \cdot \text{L}^{-1}$  EO/PO and  $6 \text{ mg} \cdot \text{L}^{-1}$  MO as additives were added into basic bath for the systematic experiment. The thickness of the electroplated copper in TH was evaluated from the cross-sectional pictures using a metallographic microscope (ASIDA-JX23RT, Zhengye Technology). TP value was used to characterize the thickness uniformity of the plating in the TH, as defined in Equation (1) as:

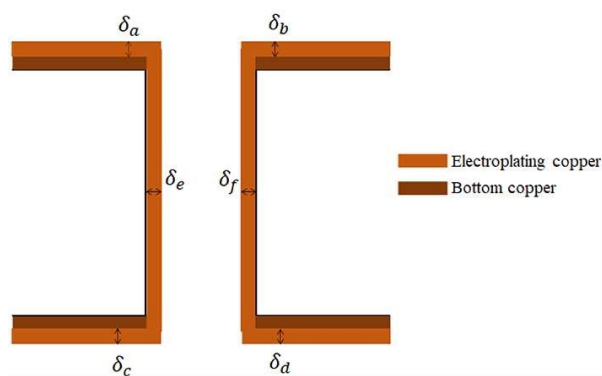
$$TP = \frac{2 \times (\delta_e + \delta_f)}{\delta_a + \delta_b + \delta_c + \delta_d} \times 100\% \quad (1)$$

where  $\delta_a$ ,  $\delta_b$ ,  $\delta_c$  and  $\delta_d$  are the plating thicknesses at the surface of TH,  $\delta_e$  and  $\delta_f$  are the plating thicknesses at the center of TH in Figure 1.

### 2.2 MO Simulations and Electrochemical Test

The Forcite module in molecular dynamics simulations is used to optimize the structure of the constructed adsorption model. The adsorption energy of the additive and the binding energy to the copper surface are calculated.

During molecular dynamics simulations with Materials Studio, the Forcite module is used to optimize the structure of the constructed adsorption model with fixing copper atoms, while the settings of Forcite



**Figure 1** Model of TH with copper electroplating (color on line)

calculation are chosen as COMPASS II for force field and canonical ensemble. After completing the above optimization, the Forcite module is used to perform molecular dynamics simulation for 200 ps with time step of 1 fs at 25 °C. In this way, the adsorption energy and the binding energy of the additive on the copper surface can be calculated.

Quantum chemical calculations are performed by DMol3 module to illustrate the frontier molecular orbital energies and energy gap of MO. The molecular structure optimization of MO is obtained by DFT method. The frontier molecular orbital energies are consisted of energy of the highest occupied molecular orbital ( $E_{\text{HOMO}}$ ) and the energy the lowest unoccupied molecular orbital ( $E_{\text{LUMO}}$ ). The energy gap ( $\Delta E$ ) should be calculated by Equation (2)<sup>[8]</sup>.

$$\Delta E = E_{\text{LUMO}} - E_{\text{HOMO}} \quad (2)$$

All of the electrochemical tests were performed in a three-electrode cell using a potentiostat/galvanostat (PARSTAT2273, Switzerland Metrohm) at 25 °C. A platinum rotating disk electrode (Pt-RDE) with a diameter of 5 mm was employed as the working electrode. The counter electrode was a platinum plate with an area of 1 cm<sup>2</sup>. A saturated mercurous sulfate electrode (SSE) was used as the reference electrode. Cyclic voltammetric (CV) testing was completed in the sweep potential ranging from -0.7 V to 0.1 V.


Galvanostatic potential transient measurements (GM) were completed using Pt-RDE at rotation speeds of 1000 r·min<sup>-1</sup> and 100 r·min<sup>-1</sup>.

The contact angle was measured by the contact angle tester (JY Pha, Zhengye Technology) to analyze the quantitative liquid droplets on the copper surface, and the hydrophilic and hydrophobic properties of the copper surface are reflected by the size of the contact angle<sup>[9]</sup>.

### 3 Results and Discussion

#### 3.1 Function of MO in TH Electroplating

The results of the TH electroplating for 10:1 TH using different electroplating baths are shown in Figure 2. The TP with AR of 10:1 was only 56.59% using the basic electroplating bath. The TP of 10:1 TH was 72.61% using the bath containing 200 mg·L<sup>-1</sup> EO/PO. When only EO/PO was added, the plating thicknesses at the center and the surface of the TH both increased significantly. However, the increase magnitude of copper thickness on the surface was lower than that at the center. The TP value increased to 92.34% using the bath containing 200 mg·L<sup>-1</sup> EO/PO and 6 mg·L<sup>-1</sup> MO. Obviously, the plating copper thickness on the surface of TH from the basic bath with EO/PO and MO is smaller than that from the basic bath with only EO/PO, but the plating copper thickness at the center of TH from basic bath with



**Figure 2** Cross-sectional pictures of 10:1 TH from the bath (a) without additive and containing (b) 200 mg·L<sup>-1</sup> EO/PO; (c) 200 mg·L<sup>-1</sup> EO/PO and 6 mg·L<sup>-1</sup> MO (color on line)

EO/PO and MO is larger.

### 3.2 The Role of MO in TH Electroplating

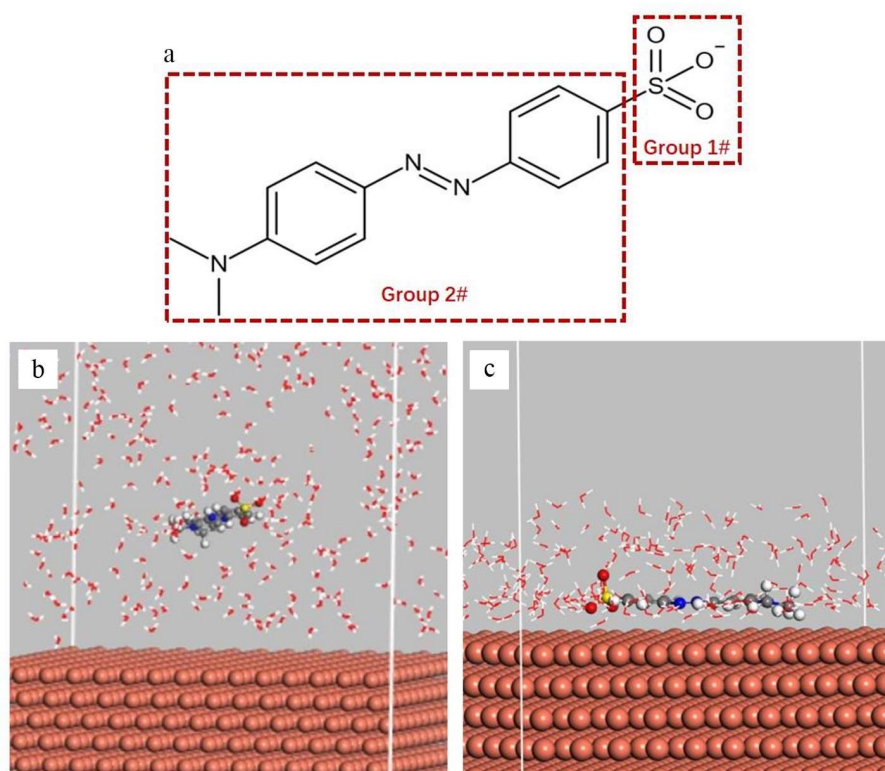
Figure 3 shows the molecular structure of MO. Regarding the adsorption of MO on the copper surface, it is likely to be related to the nitrogen-nitrogen double bond and the sulfonic acid group just like JGB that would be adsorbed on copper through  $-N=N-$  bond during copper deposition.

The adsorption model of MO is shown in Figure 3. It suggests that the MO molecule could spontaneously flatten on copper surface just like JGB molecule<sup>[12]</sup>. The adsorption energy of MO molecule and copper surface is calculated to be  $-86.28 \text{ kcal} \cdot \text{mol}^{-1}$ . It indicates that MO can be adsorbed on the copper surface, compared to the case for the levelers of JGB<sup>[12]</sup> and VIBDGE<sup>[4]</sup>.


Contact angles were tested to investigate the additive adsorption function for the baths with different additive systems. After the water droplets stayed on the copper surface for 60 s, the contact angles of the plating solutions under various additive systems were

measured as shown in Figure 4. Among them, the wettability of the base plating solution without any additives on the copper surface was the worst to reach the contact angle of  $67.4^\circ$  because the copper surface did not contain hydroxyl groups, and the plating solution without additives had poor wettability on the pure copper surface<sup>[13]</sup>. The wettability of the bath containing only EO/PO was better with the contact angle of  $59.7^\circ$ . The wettability of the bath containing only MO was also better than that of base plating solution with the contact angle of  $61.6^\circ$ . In the plating solution composed of EO/PO and MO, the contact angle was further reduced to  $59.3^\circ$  because EO/PO is a wetting agent to reduce the wettability of the system, thereby, showing a smaller contact angle.

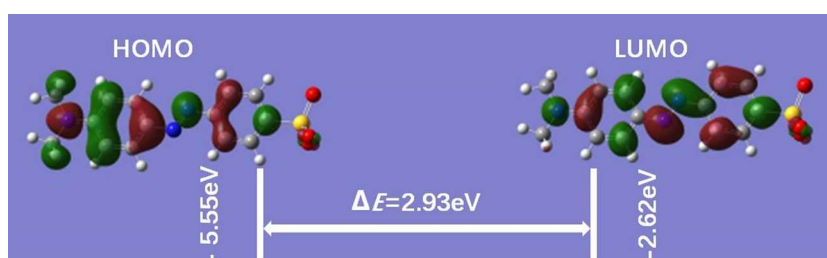
Quantum chemical calculations is employed to obtain some electronic properties and orbital information. The localization of HOMO and LUMO of MO is shown in Figure 5. According to the frontier molecular orbital theory, the formation of a transition state is due to an interaction between frontier orbitals



**Figure 3** (a) Molecular structure of MO with sulfonate ion defined as Group 1# and other group defined as Group 2#; (b) MO before the adsorption; (c) MO after the adsorption on copper surface (color on line)



**Figure 4** Contact angles of the baths with different additive systems: (a) basic bath; (b) basic bath + EO/PO; (c) basic bath + MO; (d) basic bath + EO/PO + MO (color on line)



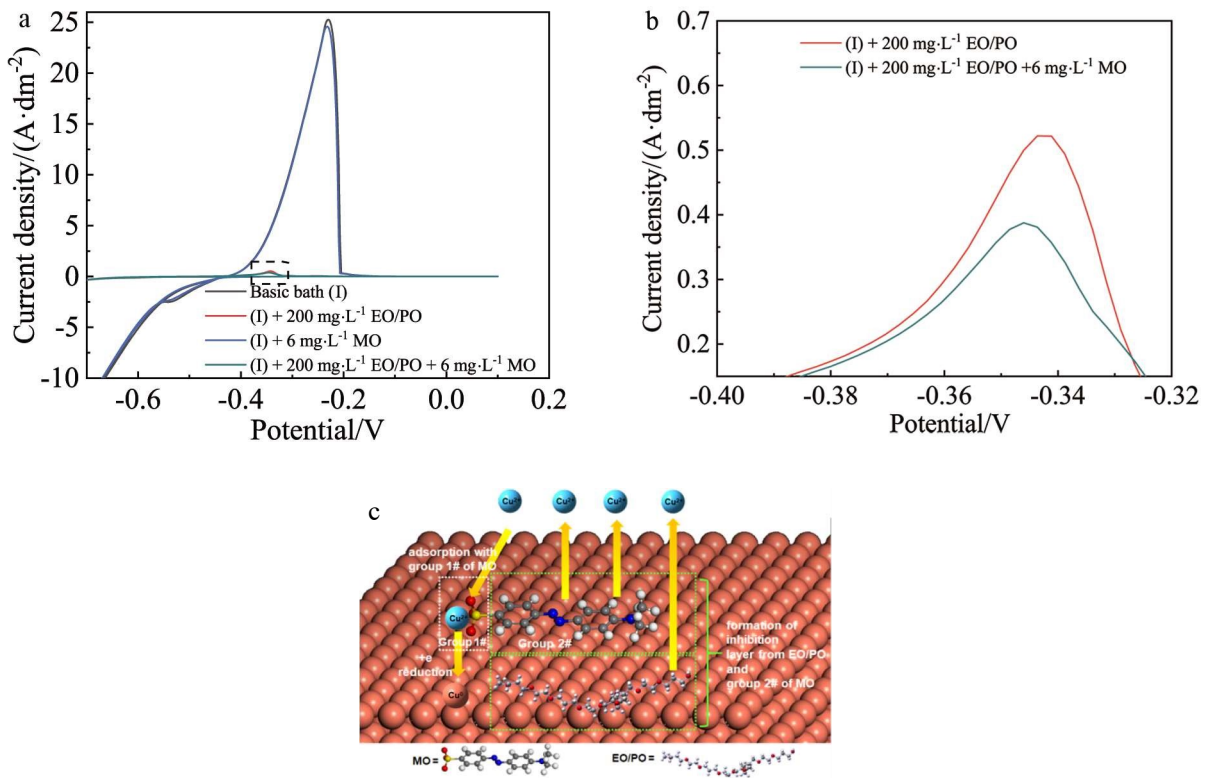
**Figure 5** The calculation results of HOMO and LUMO for MO molecule (color on line)

(HOMO and LUMO) of reacting species. The electron donating ability and electron accepting ability are associated with the energy of HOMO and LUMO. HOMO has the highest electron energy and is most likely to change and lose it<sup>[10,11]</sup>. LUMO has the lowest energy in the unoccupied orbital and is easier to accept electrons. Therefore, the higher value of  $E_{\text{HOMO}}$  indicates a tendency of the molecule to donate electrons and the lower value of  $E_{\text{LUMO}}$  indicates a tendency of the molecule to accept electrons<sup>[14]</sup>. As the increasing of  $E_{\text{HOMO}}$  and the decreasing of  $E_{\text{LUMO}}$ , the binding ability of the organics to the metal surface is stronger. On the other hand, the gap between  $E_{\text{HOMO}}$  and  $E_{\text{LUMO}}$  could be used to characterize the binding ability of the organics to the metal surface.

The  $E_{\text{HOMO}}$  values of JGB and MO are -5.567 eV and

-5.548 eV, respectively. It indicates that the electron donating abilities of JGB and MO are similar. On the other hand, MO could be well adsorbed on the cathode surface and inhibit the copper electrodeposition on the cathode. Through the calculation, the  $\Delta E$  value of MO is 2.93 eV, indicating a stable adsorption structure between MO and copper surface compared to the case for JGB<sup>[15]</sup>.

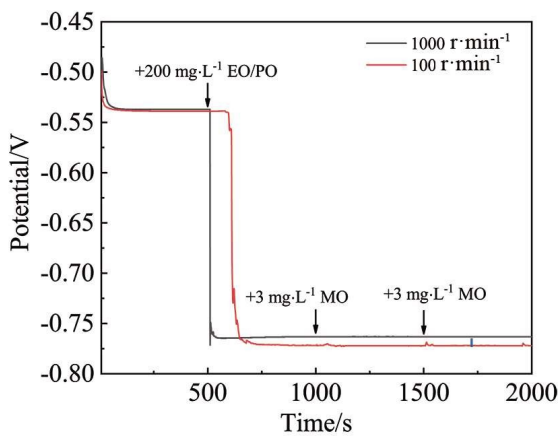
Figure 6a presents the CV curves under different plating solutions, while Figure 6b is the enlarged view of the curves between -0.40 V to -0.32 V in Figure 6a. After the only addition of MO into the basic bath, the stripping area of copper tended to be a bit decreased, compared to that of the basic bath. Moreover, the only addition of EO/PO in the basic bath induced a dramatic decrease of copper stripping area.



**Figure 6** (a) CV curves of different electroplating baths; (b) the enlarged view of the curves between -0.40 V to -0.32 V for Figure 6a; (c) The mechanism of MO in electroplating (color on line)

MO and EO/PO in the basic bath led to a weakened decrease of copper deposition. This could be explained as follows: (1) the group 1# of MO could catch the Cu<sup>2+</sup> to promote the reduction after obtaining electrons while the group 2# of MO hinders Cu<sup>2+</sup> to

transfer to copper surface; (2) Under the synergy of MO and EO/PO the deposition rate is reduced, and the copper layer becomes uniform. Due to a synergistic effect between MO and EO/PO to promote the deposition rate on the surface, the thickness of copper plating on the surface is reduced from about 15 μm to about 14 μm in Figure 2.



**Figure 7** Potential transients of GM with the successive additions of EO/PO and MO in the plating density of 1.2 A·dm<sup>2</sup> at adding intervals of about 500 s (color on line)

The GM results at the rotation speeds of 1000 r·min<sup>-1</sup> and 100 r·min<sup>-1</sup> are shown in Figure 7. After 200 mg·L<sup>-1</sup> EO/PO was added at 500 s intervals in the basic bath, the cathodic potential was sharply decreased from -0.535 V to -0.770 V. It supports that EO/PO could strongly inhibit the deposition of copper<sup>[14]</sup>. Then the adsorption/dissociation of EO/PO gradually reached an equilibrium and stabilized at -0.760 V. This was related to the large binding energy of EO/PO, and the adsorption of EO/PO on the cathode blocked the reactive sites and inhibited the copper deposition. After the potential became stable, 3 mg·L<sup>-1</sup> MO was added into the bath every 500 s. MO caused

a gentle change in potential because MO was formed by simultaneous competition between the group 1# in MO for the  $\text{Cu}^{2+}$  reduction acceleration and the group 2# in MO for the  $\text{Cu}^{2+}$  transfer inhibition to the cathode. In addition, the GM results in the conditions of  $1000 \text{ r} \cdot \text{min}^{-1}$  and  $100 \text{ r} \cdot \text{min}^{-1}$  presented respective potentials of  $-0.763 \text{ V}$  and  $-0.771 \text{ V}$ , causing a potential difference of  $8 \text{ mV}$  because of fast mass transfer to hinder the absorptions of EO/PO and MO on copper surface. Higher potential of the plating solution in the condition of  $1000 \text{ r} \cdot \text{min}^{-1}$  resulted in a little faster  $\text{Cu}^{2+}$  reduction. In this way, a thick copper plating of about  $14.0 \mu\text{m}$  in thickness was formed at the surface of TH with fast mass transfer and unstable absorptions of EO/PO and MO. On the other hand, gently low mass transfer but good capture of  $\text{Cu}^{2+}$  from MO could make both inhibition and acceleration of  $\text{Cu}^{2+}$  reduction with competitive interaction, thereby, leading to the copper plating of about  $13.5 \mu\text{m}$  in thickness inside TH but close to the thickness compared to that at the surface of TH. Above result on copper deposition rate matched well with that displayed in Figure 2c.

## 4 Conclusions

MO was used as a special leveler in the TH copper electroplating experiments to replace the accelerator and leveler so that the electroplating additive system could be simplified. Results from molecular dynamics simulations showed that the MO molecule could spontaneously flatten on copper surface, and the adsorption energy of MO molecule on copper surface is calculated to be  $-86.28 \text{ kcal} \cdot \text{mol}^{-1}$ . Result from quantum chemical calculations that  $\Delta E$  of MO is  $2.93 \text{ eV}$  suggested that MO could be well adsorbed on the cathode surface. Electrochemical tests of CV and GM demonstrated that MO could simultaneously accelerate and inhibit copper deposition from the molecular structures of sulfonic acid group and other groups, respectively. The additions of EO/PO and MO in the plating solution could contribute to a uniform copper plating in the surface and inside of TH with the aspect ratio of 10:1, leading to good agreement of TP of 92.34%. Thus, MO could be suitable for the develop-

ment of TH copper electroplating with only two additives.

## Acknowledgements:

The authors gratefully acknowledge the support of National Natural Science Foundation of China (No. 61974020). The work is also supported by Innovation Team Project of Zhuhai City (No. ZH0405190005 PWC), and the project of Sci & Tech planning of Zhuhai City (No. ZH01084702180040HJL)

## References:

- [1] Wang C, Zhang J Q, Yang P X, Zhang B Q, An M Z. Through-hole copper electroplating using nitrotetrazolium blue chloride as a leveler[J]. *J. Electrochem. Soc.*, 2013, 160(3): D85-D88.
- [2] Wang C, Zhang J Q, Yang P X, An M Z. Electrochemical behaviors of Janus Green B in through-hole copper electroplating: An insight by experiment and density functional theory calculation using Safranin T as a comparison[J]. *Electrochim. Acta*, 2013, 92: 356-364.
- [3] Ding X C, Peng D M, Chen Z X, Cheng J. Effect of novel leveling agent TS-L on electrodeposition of copper[J]. *Electroplating&Finishing*, 2016, 35(11): 556-559.
- [4] Zheng L. Investigation on electrochemical performance and tuning property of the organic-additive-system for copper electrodeposition[D]. Chengdu: University of Electronic Science and Technology of China, 2020.
- [5] Zhang Y H, An M Z, Yang P X, Zhang J Q. Recent advances in electroplating of through-hole copper interconnection[J]. *Electrocatalysis*, 2021, 12(6): 619-627.
- [6] Li Y B, Wang W, Li Y L. Adsorption behavior and related mechanism of Janus Green B during copper via-filling process[J]. *J. Electrochem. Soc.*, 2009, 156(4): D119-D124.
- [7] Tao Z H, Liu G T, Li Y X, Su H. Electrochemical and analytical study of electroplating additive in copper plating solution for microvia filling[J]. *Circuit World*, 2019, 45(3): 124-131.
- [8] Zheng L, He W, Zhu K, Wang C, Wang S X, Hong Y, Chen Y M, Zhou G Y, Miao H, Zhou J Q. Investigation of poly (1-vinyl imidazole co 1, 4-butanediol diglycidyl ether) as a leveler for copper electroplating of through-hole [J]. *Electrochim. Acta*, 2018, 283: 560-567.
- [9] Xiang J. Mechanism and application of copper electrodeposition for the interconnection structures in package substrate[D]. Chengdu: University of Electronic Science and Technology of China, 2018.

- [10] Chen B A, Wang A Y, Wu S Y, Wang L M. Polyquaternium-2: A New levelling agent for copper electroplating from acidic sulphate bath[J]. *Electrochemistry*, 2016, 84 (6): 414-419.
- [11] Wang C, Peng C, Xiang J, Chen Y M, He W, Su X H, Luo Y Y. Research and application of copper electroplating in interconnection of printed circuit board[J]. *J. Electrochem.*, 2021, 27(3): 257-268.
- [12] Lai Z Q. Research and application of high speed copper electroplating for the interconnection micro-holes of printed circuit board[D]. Chengdu: University of Electronic Science and Technology of China, 2020.
- [13] Liu C W, Tsao J C, Tsai M S, Wang Y L. Effects of wetting ability of plating electrolyte on Cu seed layer for electroplated copper film[J]. *J. Vac. Sci. Technol. A*, 2004, 22(6): 2315-2320.
- [14] Wang C. Study on molecular simulation and mechanism of the additives used for through-hole copper electroplating on PCB[D]. Harbin: Harbin Institute of Technology, 2013.
- [15] Wang Y F, Hong Y, Zhou G Y, Wang X H, Song J H, He W, Gao Z P, Zhang W H, Sun R, Sun Y K, Ai K H, Li Q H. Mechanism of a catalytic silver(I)-complex: assisted electroless deposition of inductance coil on poly(ethylene terephthalate) film[J]. *J. Mater. Sci.-Mater. Electron.*, 2020, 31(11): 8165-8173.

## 特殊整平剂甲基橙在通孔电镀铜的应用

徐佳莹<sup>1</sup>, 王守绪<sup>1,2</sup>, 苏元章<sup>1</sup>, 杜永杰<sup>3</sup>, 齐国栋<sup>4</sup>,  
何 为<sup>1,2</sup>, 周国云<sup>1</sup>, 张伟华<sup>2</sup>, 唐 耀<sup>2</sup>, 罗毓瑶<sup>2</sup>, 陈苑明<sup>1,2\*</sup>

(1. 电子科技大学材料与能源学院, 四川 成都 611731; 2. 珠海方正科技高密电子有限公司 & 珠海方正科技多层电路板有限公司, 广东 珠海 519175; 3. 珠海市能动科技光学产业有限公司, 广东 珠海 519050; 4. 珠海杰赛科技有限公司, 广东 珠海 519175)

**摘要:** 甲基橙具有两种基团, 可以同时起到加速和抑制作用, 可作为特殊的整平剂应用与通孔电镀铜实验中。通过分子动力学模拟和量子化学计算来表征甲基橙在通孔电镀铜中的作用, 结果表明甲基橙可以很好地吸附在阴极表面并抑制铜的电沉积。通过恒电流测试和循环伏安测试结果显示, 甲基橙由于同时具有磺酸基的去极化和其分子结构部分的极化作用, 形成协同分子内对铜加速还原和阻碍传质的竞争效应, 所以几乎不影响电位。在板厚孔径为 10:1 的通孔电镀铜实验中, 仅以甲基橙和环氧乙烷和环氧丙烷嵌段共聚物作为添加剂, TP 值可达到 92.34%。

**关键词:** 电镀铜; 通孔; 添加剂; 甲基橙